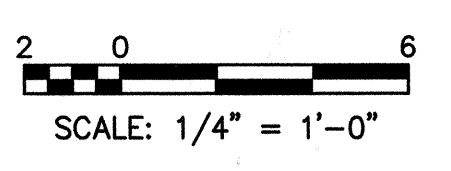
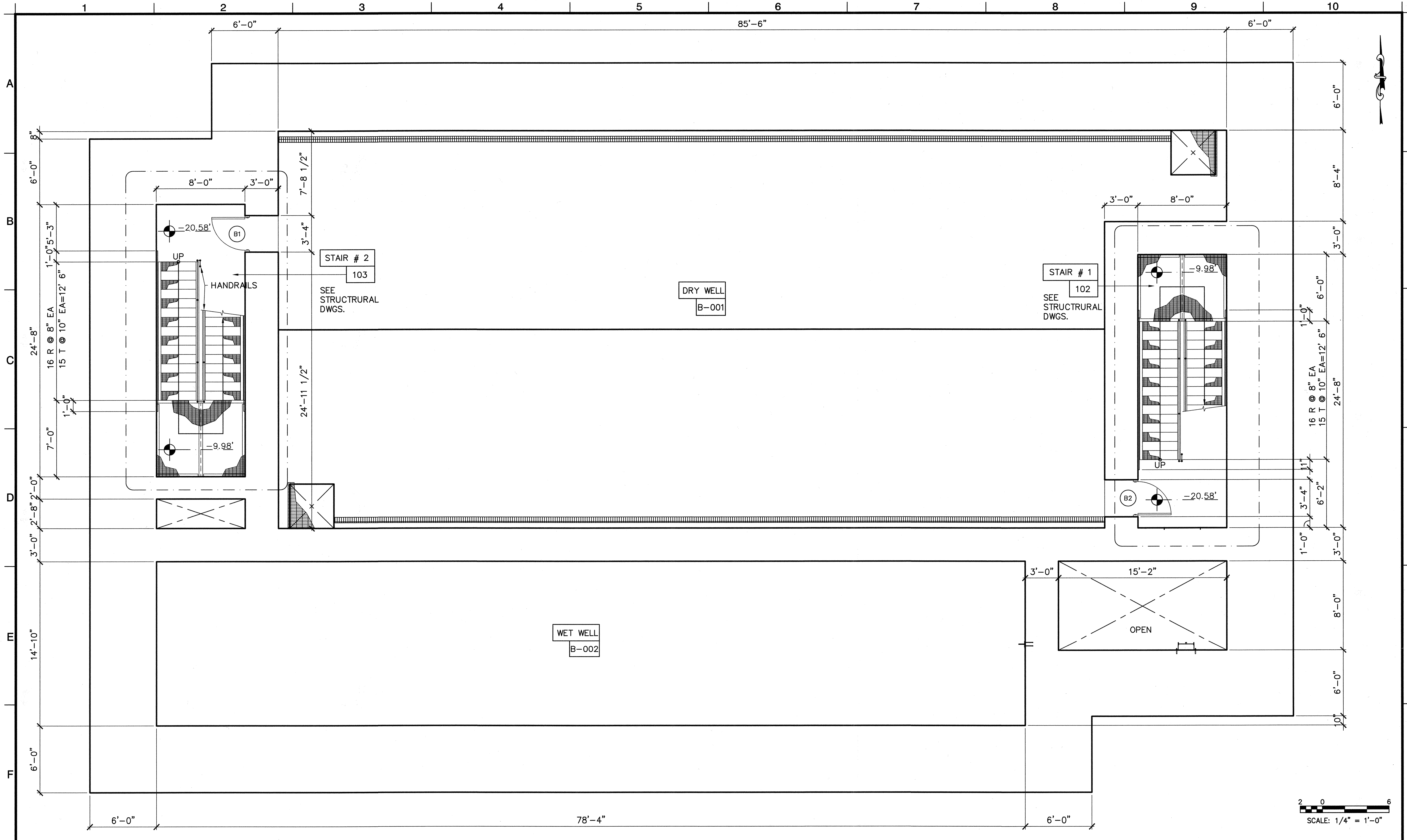





DWG: H:\projects\10102785\CADD\Struct\1-10B\DS-3\MARCH_SIGNED\1-10B-A1001.dwg
 DATE: Aug 14, 2009 3:02pm XREFS: 1-10B-S-FNDN 1-10B-A-FLOOR1 1-10B-G050R
 USER: CSTELEA



MARK	DESCRIPTION	DATE	APPR.

DESIGNED BY: Graeber William - 07/10
 DRAWN BY: Cristina, Gabriela - 07/10
 CHECKED BY: Graeber, William - 07/10

LINE IS 2 INCHES
 AT FULL SIZE
 (IF NOT 2\"-SCALE ACCORDINGLY)



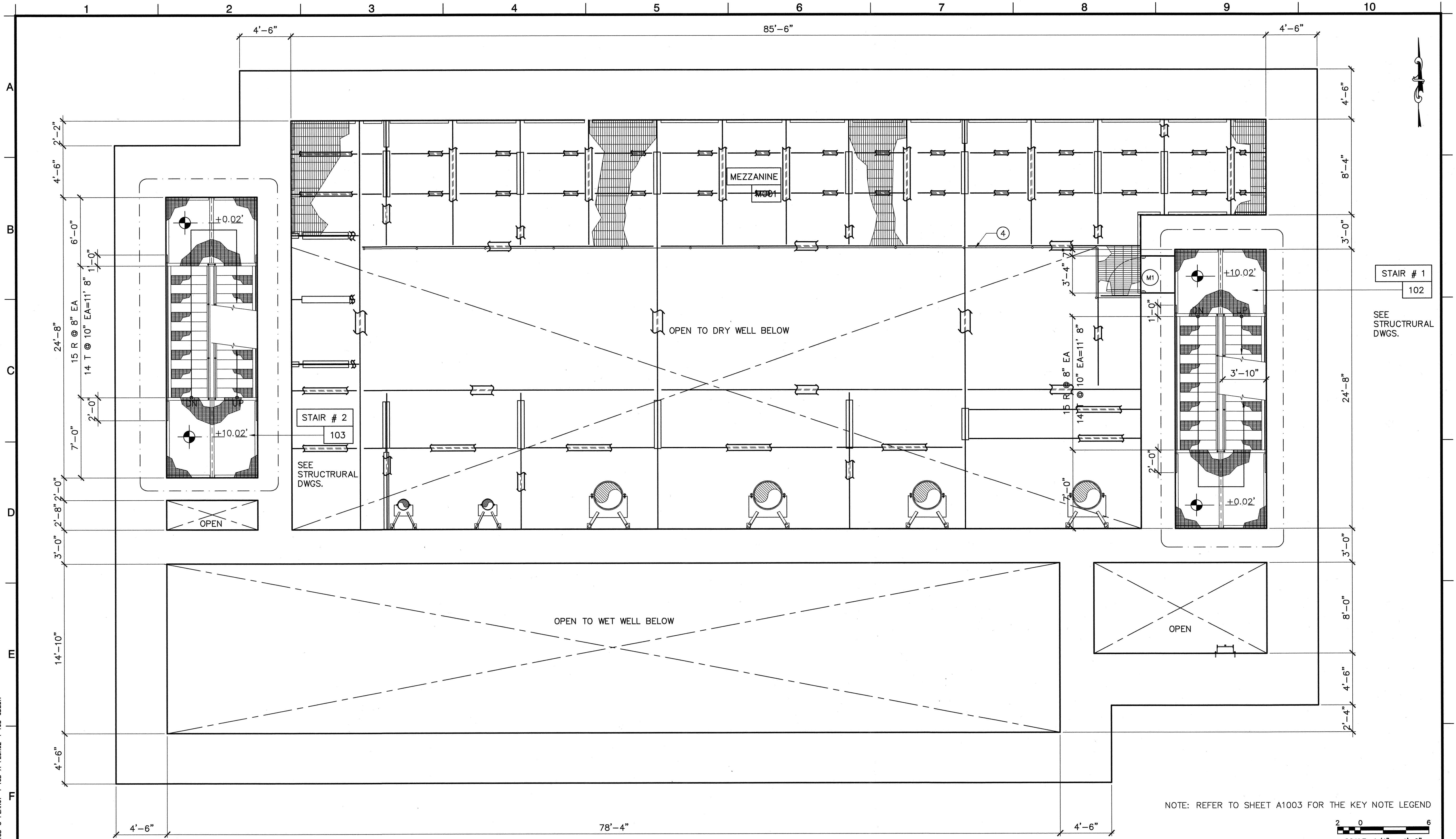
**ORANGE COUNTY
 SANITATION DISTRICT**

REPLACEMENT OF THE
 ELLIS AVENUE PUMP STATION

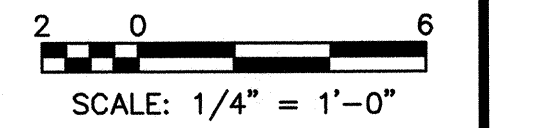
**FOUNDATION/FLOOR
 PLAN AT EL (-) 20.58'**

JOB NO. 1-10
 CONTRACT NO. 1-10B
 DRAWING NO. **A1001**
 54 OF 190

DWG: H:\Vedra\10102795\CADD\Struct\1-10B_VIS-3_ARCH\1-10B-A1002.dwg USER: CSTELEA
 DATE: Jul 17, 2006 2:38pm REF: 1-10B-S-PLAN01 1-10B-A-FL002 1-10B-C00R




NOTE: REFER TO SHEET A1003 FOR THE KEY NOTE LEGEND




MARK	DESCRIPTION	DATE	APPR.

DESIGNED BY: Graeber, Willian - 07/10
 DRAWN BY: Cristina, Gabriela - 07/10
 CHECKED BY: Graeber, Willian - 07/10



**MALCOLM
PIRNIE**

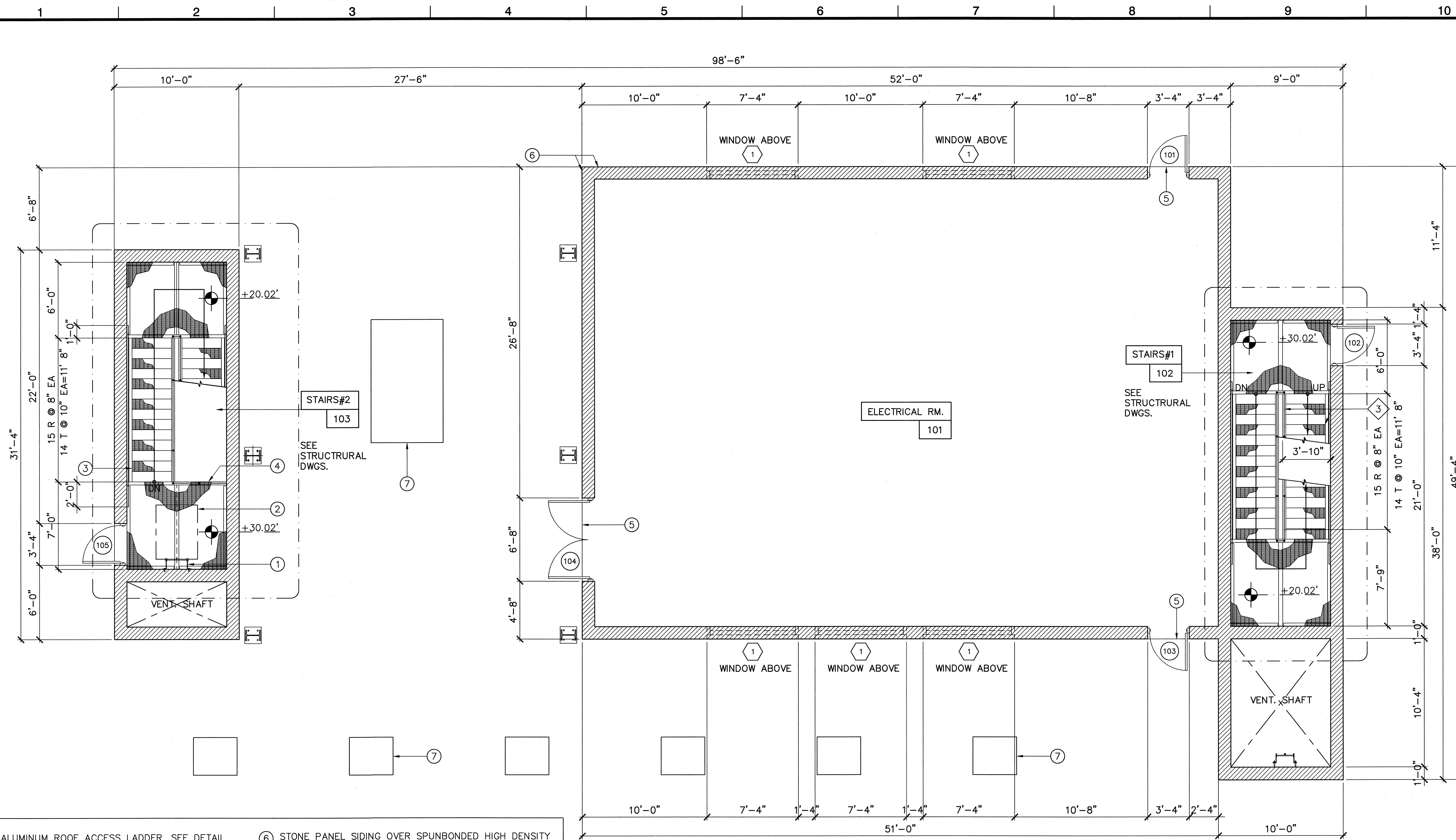


**ORANGE COUNTY
SANITATION DISTRICT**

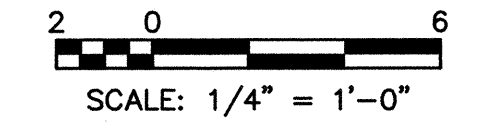
REPLACEMENT OF THE
 ELLIS AVENUE PUMP STATION
MEZZANINE PLAN AT EL 10.02

JOB NO. I-10
 CONTRACT NO. I-10B
 DRAWING NO.

A1002




- ① ALUMINUM ROOF ACCESS LADDER. SEE DETAIL
 - ② ROOF ACCESS HATCH ABOVE
 - ③ HANDRAIL
 - ④ GUARDRAIL
 - ⑤ ALUMINUM THRESHOLD AT DOOR OPENING, TYPICAL.
 - ⑥ STONE PANEL SIDING OVER SPUNBONDED HIGH DENSITY POLYETHYLENE SHEET WEATHER RESISTANT BARRIER MECHANICALLY FASTENED TO MASONRY SUBSTRATE, TYP. SEE DETAIL
 - ⑦ DECK MOUNTED ACCESS HATCH, TYPICAL OF 7 LOCATIONS. SEE STRUCTURAL DRAWINGS FOR EXACT LOCATION AND DETAILS.
- NOTE: ALL DIMENSIONS ARE TO THE FACE OF MASONRY.



DWG: H:\pdr\10102785\CADD\Struct\1-10B-A-1003.dwg USER: CSTELEA
 DATE: Aug 14, 2006 3:03pm XREFS: 1-10B-A-FLOOR.3 1-10B-GOBBR 1-10B-S-PLAN.02

MARK	DESCRIPTION	DATE	APPR.

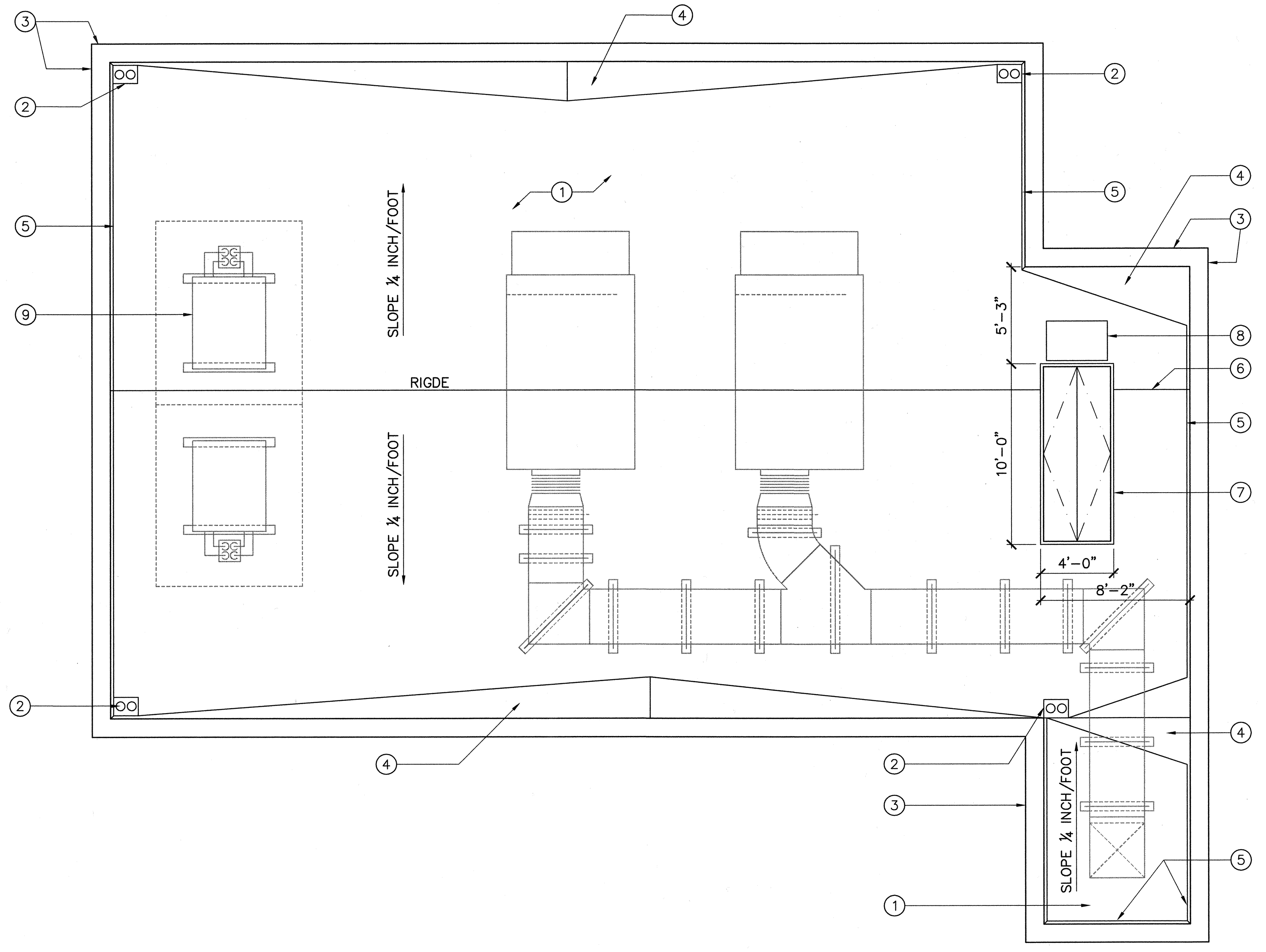
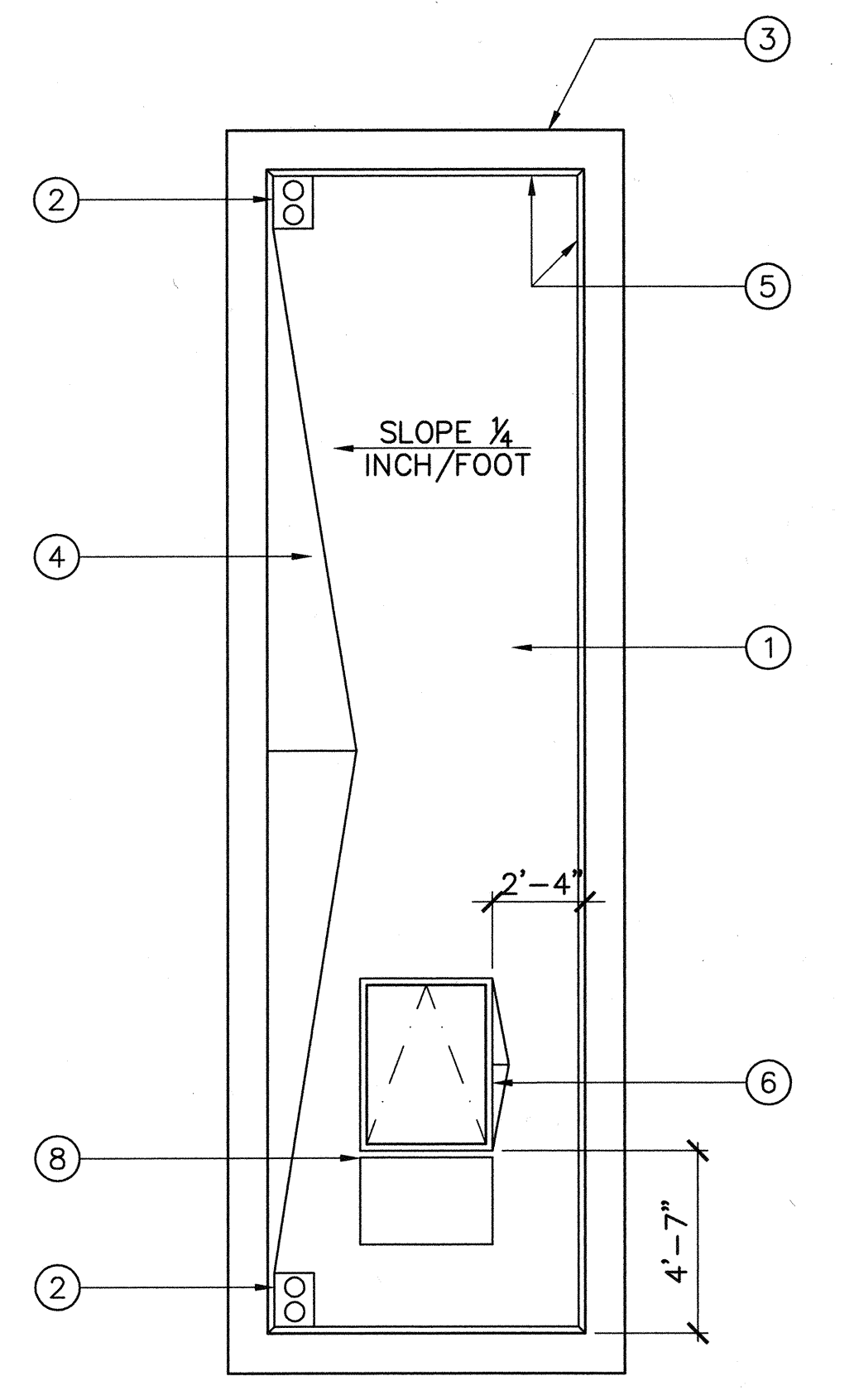
DESIGNED BY: Graeber William - 07/10
 DRAWN BY: Cristina, Gabriela - 07/10
 CHECKED BY: Graeber, William - 07/10
 LINE IS 2 INCHES AT FULL SIZE
 (IF NOT 2"=SCALE ACCORDINGLY)



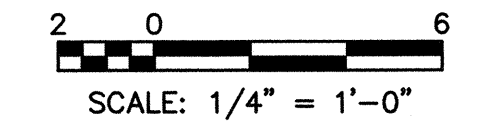
**ORANGE COUNTY
 SANITATION DISTRICT**

REPLACEMENT OF THE
 ELLIS AVENUE PUMP STATION
FLOOR PLAN AT EL 30.02

JOB NO. I-10
 CONTRACT NO. I-10B
 DRAWING NO. **A1003**
 56 OF 190




- ① BUILT-UP OVER TAPERED ASPHALT COATED HIGH DENSITY WOOD FIBERBOARD BONDED TO CLOSED CELL POLYISOCYANURATE FOAM RIGID ROOF INSULATION PANELS MECHANICALLY FASTENED TO ROOF DECK
- ② ROOF DRAIN AND OVERFLOW DRAIN. SEE DETAIL
- ③ ANODIZED ALUMINUM PARAPET CAP. SEE DETAIL
- ④ CRICKET OF TAPERED ASPHALT COATED HIGH DENSITY WOOD FIBERBOARD BONDED TO CLOSED CELL POLYISOCYANURATE FOAM RIGID ROOF INSULATION PANELS.
- ⑤ CANT STRIP
- ⑥ ROOF ACCESS HATCH
- ⑦ DOUBLE DOOR ROOF ACCESS SCUTTLE
- ⑧ ROOF TRAFFIC PAD BY ROOFING MANUFACTURER
- ⑨ MECHANICAL EQUIPMENT. SEE MECHANICAL DRAWINGS FOR EXACT LOCATION AND DETAILS.



DWG: H:\projects\10102785\CADD\Struct\1-10B\DS-3\ARCH_SIGNED\1-10B-A1004.dwg USER: CSTELEA
 DATE: Aug 14, 2009 3:03pm XREFS: 1-10B-S-ROOF 1-10B-A-ROOF01 1-10B-02BDR 1-10B-M-HVAC04

MARK	DESCRIPTION	DATE	APPR.

DESIGNED BY: Graeber Willian - 07/10
 DRAWN BY: Cristina, Gabriela - 07/10
 CHECKED BY: Graeber, Willian - 07/10
 LINE IS 2 INCHES AT FULL SIZE (IF NOT 2"-SCALE ACCORDINGLY)



MALCOLM PIRNIE
 ARCHITECT



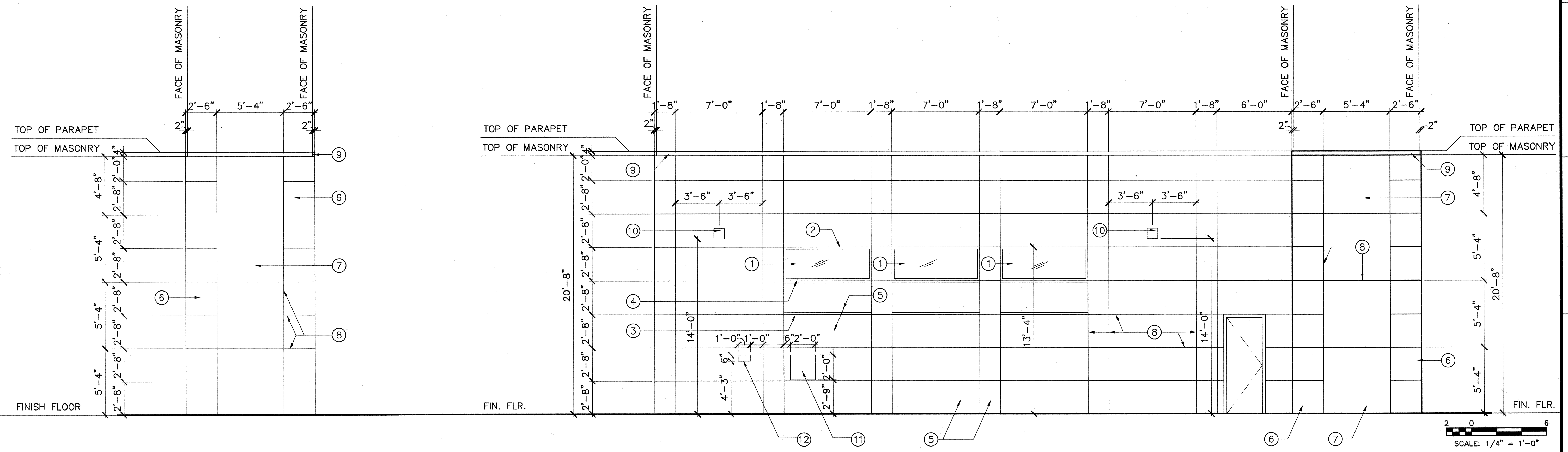
ORANGE COUNTY SANITATION DISTRICT

REPLACEMENT OF THE ELLIS AVENUE PUMP STATION
ROOF PLAN

JOB NO. 1-10
 CONTRACT NO. 1-10B
 DRAWING NO. **A1004**
 57 OF 190

A
B
C
D
E
F
G
H


- ① GLASS IN CLEAR ANODIZED ALUMINUM STOREFRONT SECTION
 - ② CLEAR ANODIZED ALUMINUM HEAD TRIM SHAPE
 - ③ CLEAR ANODIZED ALUMINUM HORIZONTAL TRIM SHAPE
 - ④ CLEAR ANODIZED ALUMINUM SILL TRIM SHAPE
 - ⑤ STONE PANEL OVER MASONRY WALL; COLOR-SP# 1
 - ⑥ STONE PANEL OVER MASONRY WALL; COLOR-SP# 2
 - ⑦ STONE PANEL OVER MASONRY WALL; COLOR-SP# 3
 - ⑧ PANEL JOINT WITH SEALANT
 - ⑨ PRE FINISHED ALUMINUM PARAPET CAP
 - ⑩ WALL MOUNTED LIGHT FIXTURE. SEE DRAWING E1025
 - ⑪ EXTERIOR CABINET PANEL LCP-A
 - ⑫ BUBBLER PANEL
- NOTE: ALL DIMENSIONS ARE TO THE FACE OF STONE PANEL CLADDING AND PANEL JOINTS, SEE FLOOR PLANS FOR MASONRY WALL DIMENSIONS.




DWS: H:\pdr\10102785\CADD\Struc\1-10B\US-3\ARCH\1-10B-A2001.dwg
 DATE: Jul 17, 2006 2:33pm XREFS: 1-10B-A-ELEV1 1-10B-G080R
 USER: CSTELEA

MARK	DESCRIPTION	DATE	APPR.

DESIGNED BY: Graeber, Willian - 07/10
 DRAWN BY: Cristina, Gabriela - 07/10
 CHECKED BY: Graeber, Willian - 07/10
 LINE IS 2 INCHES AT FULL SIZE (IF NOT 2"-SCALE ACCORDINGLY)



MALCOLM PIRNIE

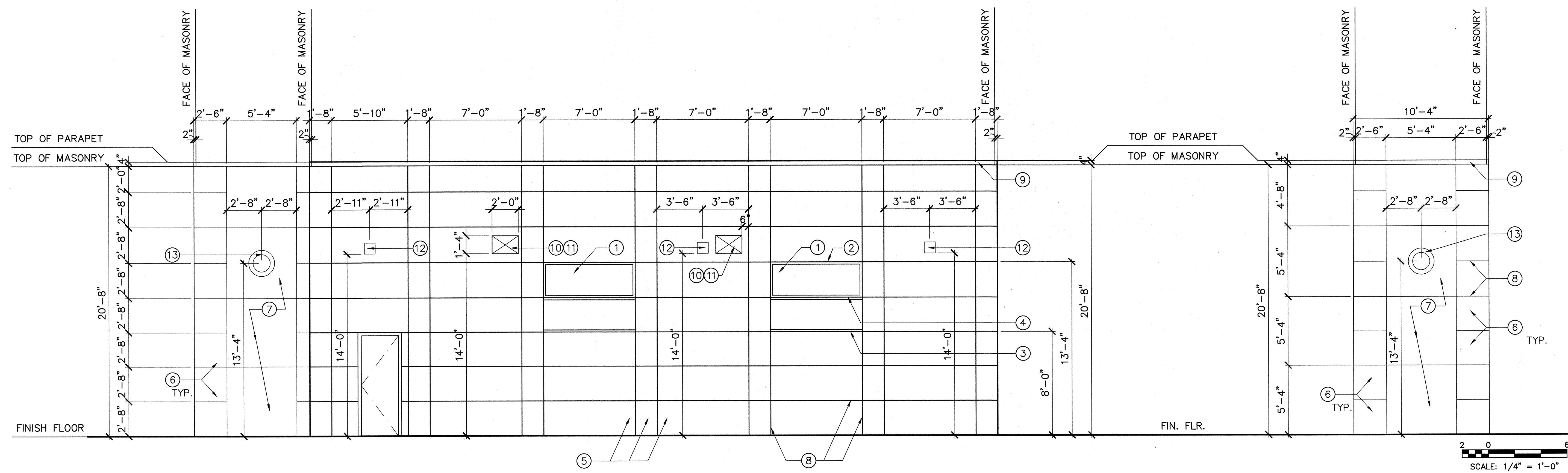


ORANGE COUNTY SANITATION DISTRICT

REPLACEMENT OF THE ELLIS AVENUE PUMP STATION
SOUTH ELEVATION

JOB NO. 1-10
 CONTRACT NO. 1-10B
 DRAWING NO. **A2001**
 58 OF 190




- | | |
|---|---|
| ① GLASS IN CLEAR ANODIZED ALUMINUM STOREFRONT SECTION | ⑧ PANEL JOINT WITH SEALANT |
| ② CLEAR ANODIZED ALUMINUM HEAD TRIM SHAPE | ⑨ PRE FINISHED ALUMINUM PARAPET CAP |
| ③ CLEAR ANODIZED ALUMINUM HORIZONTAL TRIM SHAPE | ⑩ 1'-4" H x 2'-0" W ELECTRICAL BUS DUCT PENETRATION. CONTRACTOR TO VERIFY EXACT DIMENSIONS W/ CABLE BUS SHOP DRAWINGS. VERIFY EXACT LOCATION W/ STRUCTURAL DRAWINGS |
| ④ CLEAR ANODIZED ALUMINUM SILL TRIM SHAPE | ⑪ ANODIZED ALUMINUM FLASHING SURROUND AT ELECTRICAL BUS PENETRATION, SEE DETAIL 7/A5002 |
| ⑤ STONE PANEL OVER MASONRY WALL; COLOR-SP# 1 | ⑫ WALL MOUNTED LIGHT FIXTURE. SEE DRAWING E-1025 |
| ⑥ STONE PANEL OVER MASONRY WALL; COLOR-SP# 2 | ⑬ EXHAUST FAN |
| ⑦ STONE PANEL OVER MASONRY WALL; COLOR-SP# 3 | |
- NOTE: ALL DIMENSIONS ARE TO THE FACE OF STONE PANEL CLADDING AND PANEL JOINTS, SEE FLOOR PLANS FOR MASONRY WALL DIMENSIONS.



USER: OSTELEA
 PWS: H:\Projects\10000785\CD\Drawings\1-10B\1-10B-10000785-10B-A2002.dwg
 DATE: Jul 17, 2009 2:35pm
 PROJECT: 10000785-10B-10000785-10B-10000785

MARK	DESCRIPTION	DATE	APPR.

DESIGNED BY: Graeber, Willian - 07/10
 DRAWN BY: Cristina, Gabriela - 07/10
 CHECKED BY: Graeber, Willian - 07/10
 LINE IS 2 INCHES AT FULL SIZE (IF NOT 2"=SCALE ACCORDINGLY)



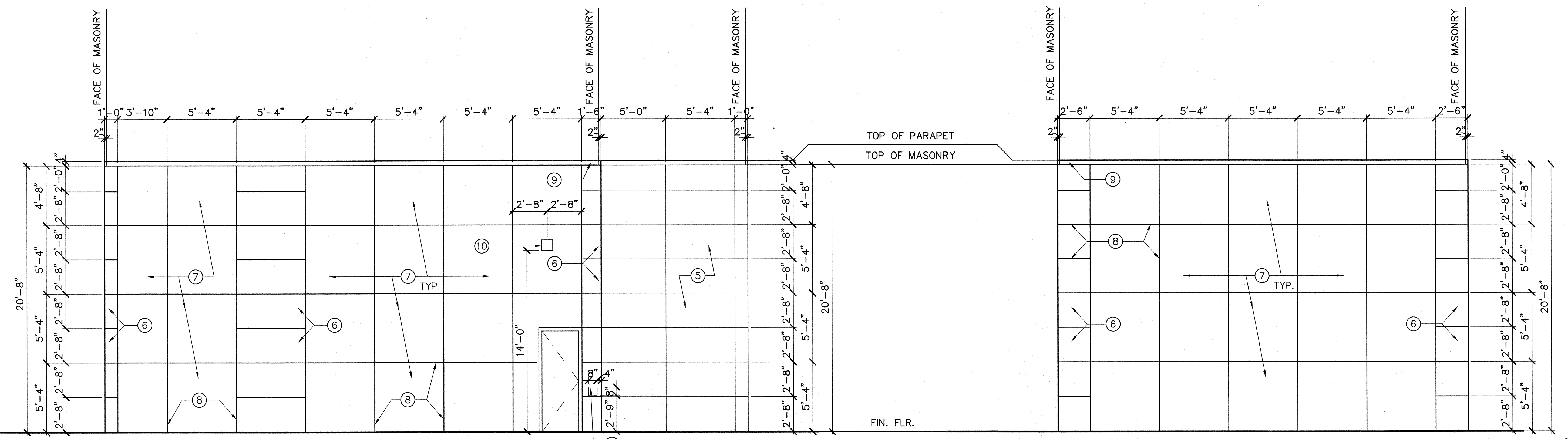
**ORANGE COUNTY
 SANITATION DISTRICT**

REPLACEMENT OF THE
 ELLIS AVENUE PUMP STATION
NORTH ELEVATION

JOB NO. I-10
 CONTRACT NO. I-10B
 DRAWING NO. **A2002**
 59 OF 190

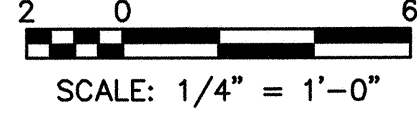
A
B
C
D
E
F

- ① GLASS IN CLEAR ANODIZED ALUMINUM STOREFRONT SECTION
 - ② CLEAR ANODIZED ALUMINUM HEAD TRIM SHAPE
 - ③ CLEAR ANODIZED ALUMINUM HORIZONTAL TRIM SHAPE
 - ④ CLEAR ANODIZED ALUMINUM SILL TRIM SHAPE
 - ⑤ STONE PANEL OVER MASONRY WALL; COLOR-SP# 1
 - ⑥ STONE PANEL OVER MASONRY WALL; COLOR-SP# 2
 - ⑦ STONE PANEL OVER MASONRY WALL; COLOR-SP# 3
 - ⑧ PANEL JOINT WITH SEALANT
 - ⑨ PRE FINISHED ALUMINUM PARAPET CAP
 - ⑩ WALL MOUNTED LIGHT FIXTURE. SEE DRAWING E1025
 - ⑪ ENTRY LIGHT PANEL AND TEST PAUSE PB PANEL
- NOTE: ALL DIMENSIONS ARE TO THE FACE OF STONE PANEL CLADDING AND PANEL JOINTS, SEE FLOOR PLANS FOR MASONRY WALL DIMENSIONS.



MAIN BUILDING EAST ELEVATION
1/4"=1'




STAIR BUILDING EAST ELEVATION
1/4"=1'



DWS: H:\yada\101027REV\CADD\Stair\1-08\05-3\ARCH\1-08-A2003.dwg
 DATE: Jul 17, 2008 2:34pm XREFS: 1-08-A-ELEV03 1-08-G08R
 USER: CSTELEA

MARK	DESCRIPTION	DATE	APPR.

DESIGNED BY: Graeber, Willian - 07/10
 DRAWN BY: Cristina, Gabriela - 07/10
 CHECKED BY: Graeber, Willian - 07/10
 LINE IS 2 INCHES AT FULL SIZE
 (IF NOT 2"=SCALE ACCORDINGLY)



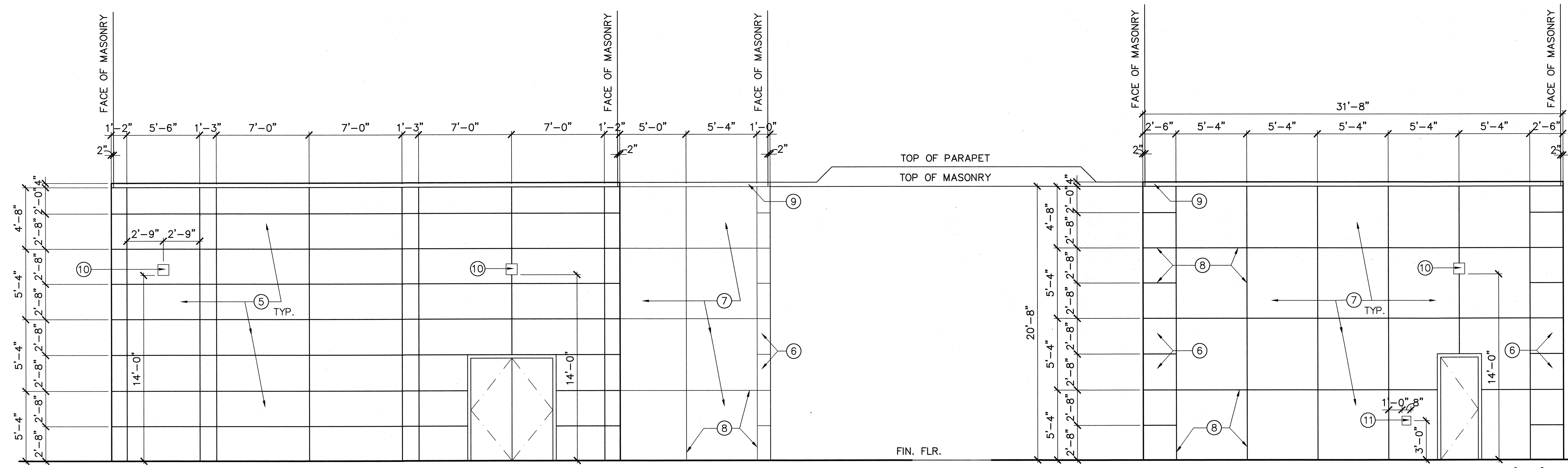
ORANGE COUNTY
SANITATION DISTRICT

REPLACEMENT OF THE
 ELLIS AVENUE PUMP STATION
 MAIN & STAIR BUILDINGS
 EAST ELEVATIONS

JOB NO. I-10
 CONTRACT NO. I-10B
 DRAWING NO. A2003
 60 OF 190

A
B
C
D
E
F

- ① GLASS IN CLEAR ANODIZED ALUMINUM STOREFRONT SECTION
 - ② CLEAR ANODIZED ALUMINUM HEAD TRIM SHAPE
 - ③ CLEAR ANODIZED ALUMINUM HORIZONTAL TRIM SHAPE
 - ④ CLEAR ANODIZED ALUMINUM SILL TRIM SHAPE
 - ⑤ STONE PANEL OVER MASONRY WALL; COLOR-SP# 1
 - ⑥ STONE PANEL OVER MASONRY WALL; COLOR-SP# 2
 - ⑦ STONE PANEL OVER MASONRY WALL; COLOR-SP# 3
 - ⑧ PANEL JOINT WITH SEALANT
 - ⑨ PRE FINISHED ALUMINUM PARAPET CAP
 - ⑩ WALL MOUNTED LIGHT FIXTURE. SEE DRAWING E1025
 - ⑪ ENTRY LIGHT PANEL AND TEST PAUSE PB PANEL
- NOTE: ALL DIMENSIONS ARE TO THE FACE OF STONE PANEL CLADDING AND PANEL JOINTS, SEE FLOOR PLANS FOR MASONRY WALL DIMENSIONS.



MAIN BUILDING WEST ELEVATION ②
1/4"=1'




STAIR BUILDING WEST ELEVATION ①
1/4"=1'

SCALE: 1/4" = 1'-0"

DWG: H:\pdr\10102785\CADD\SHR\1-10B\DS-3\ARCH\1-10B-A2004.dwg
 DATE: Jul 17, 2006 2:34pm
 USER: CSTELEA
 XREFS: 1-10B-A-ELE\04 1-10B-GBDR

MARK	DESCRIPTION	DATE	APPR.

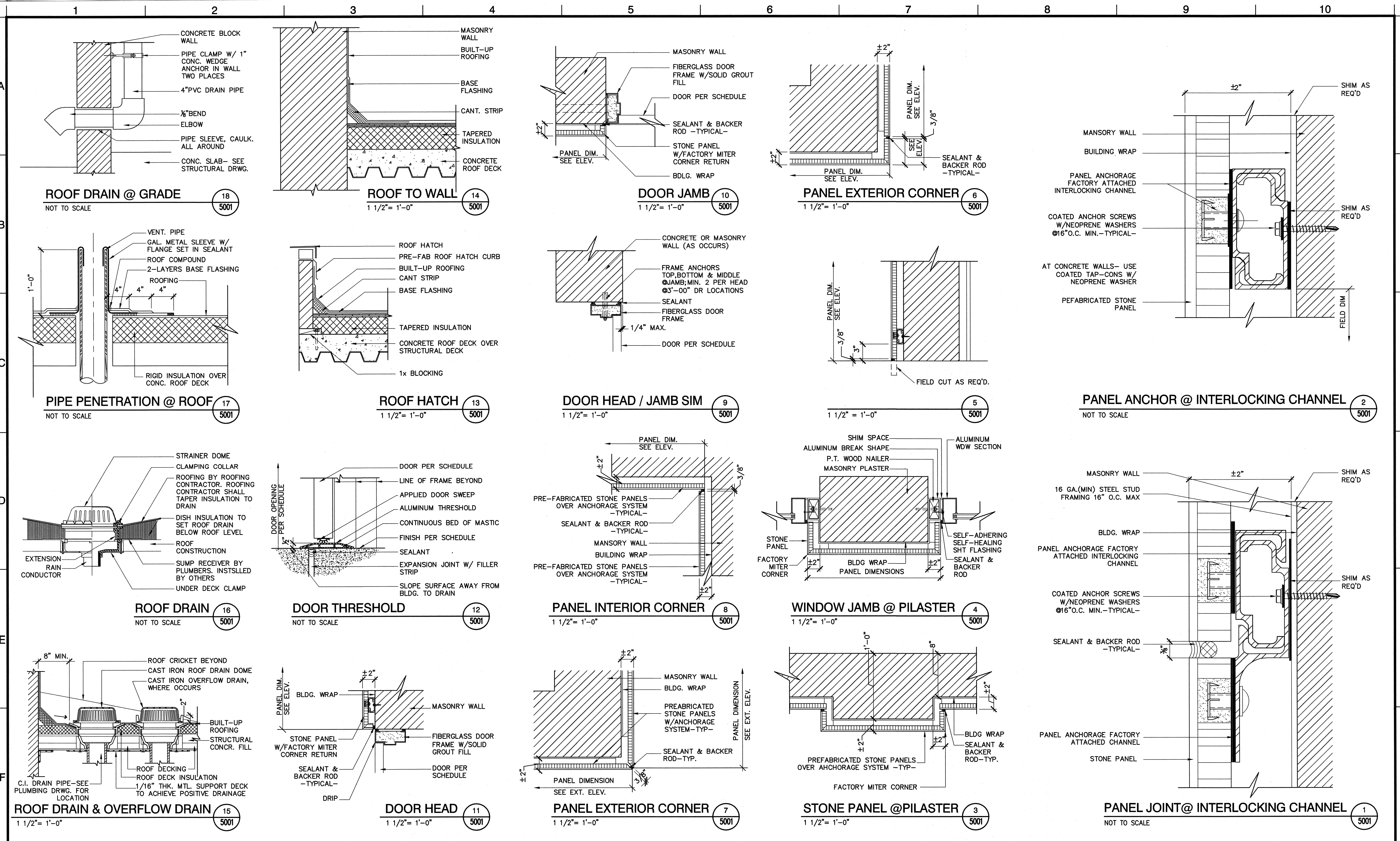
DESIGNED BY: Graeber, William - 07/10
 DRAWN BY: Cristina, Gabriela - 07/10
 CHECKED BY: Graeber, William - 07/10
 LINE IS 2 INCHES AT FULL SIZE
 (IF NOT 2"=SCALE ACCORDINGLY)



ORANGE COUNTY SANITATION DISTRICT

REPLACEMENT OF THE ELLIS AVENUE PUMP STATION
MAIN & STAIR BUILDINGS WEST ELEVATIONS


JOB NO. I-10
 CONTRACT NO. I-10B
 DRAWING NO. **A2004**
 61 OF 190



USER: OSTELCA
 DMC: H:\pdr\10102785\CADD\Struct\1-08\05-3\ARCH\1-08-A5001.dwg
 DATE: Jul 17, 2009 2:34pm
 XREFS: 1-08-A-DET01, 1-08-G0B0R

MARK	DESCRIPTION	DATE	APPR.

DESIGNED BY: Graeber, Willian - 07/10
 DRAWN BY: Cristina, Gabriela - 07/10
 CHECKED BY: Graeber, Willian - 07/10
 LINE IS 2 INCHES AT FULL SIZE
 (IF NOT 2" - SCALE ACCORDINGLY)



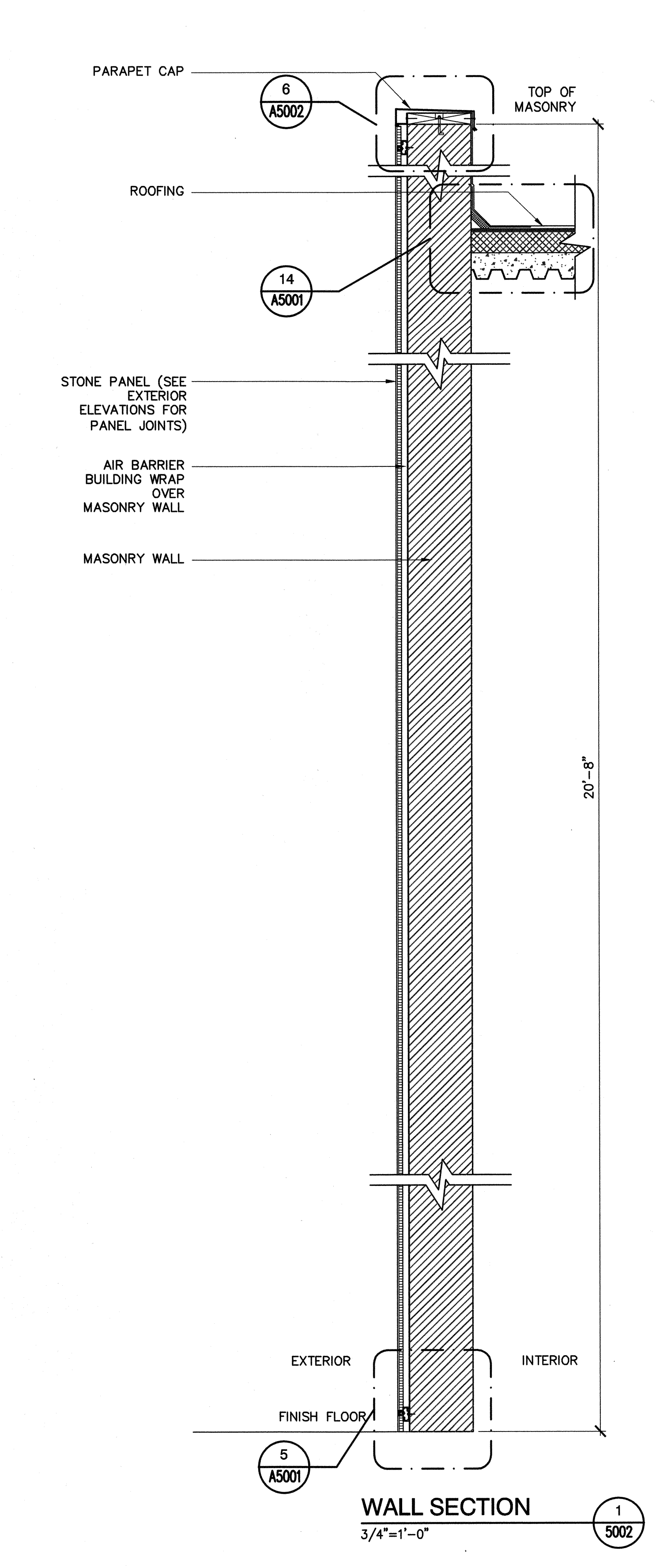
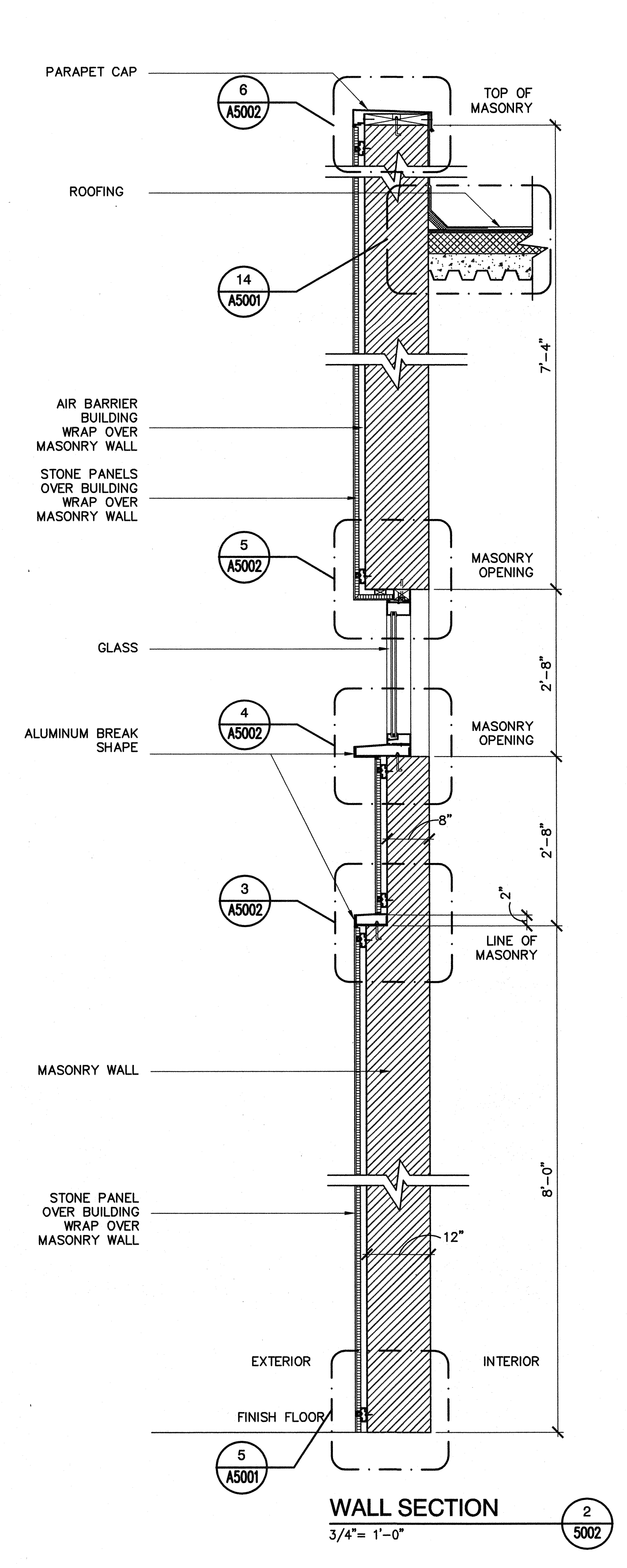
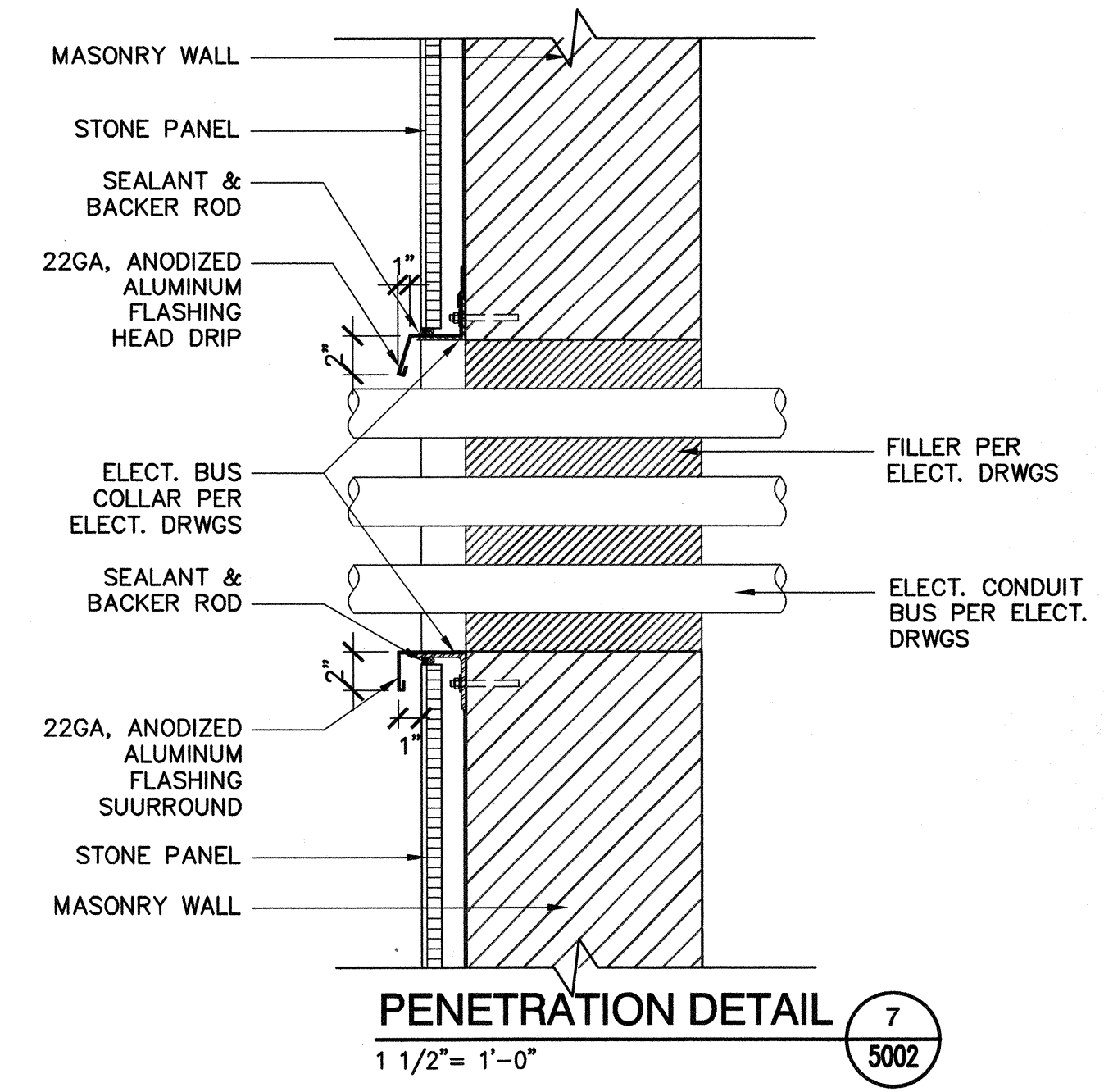
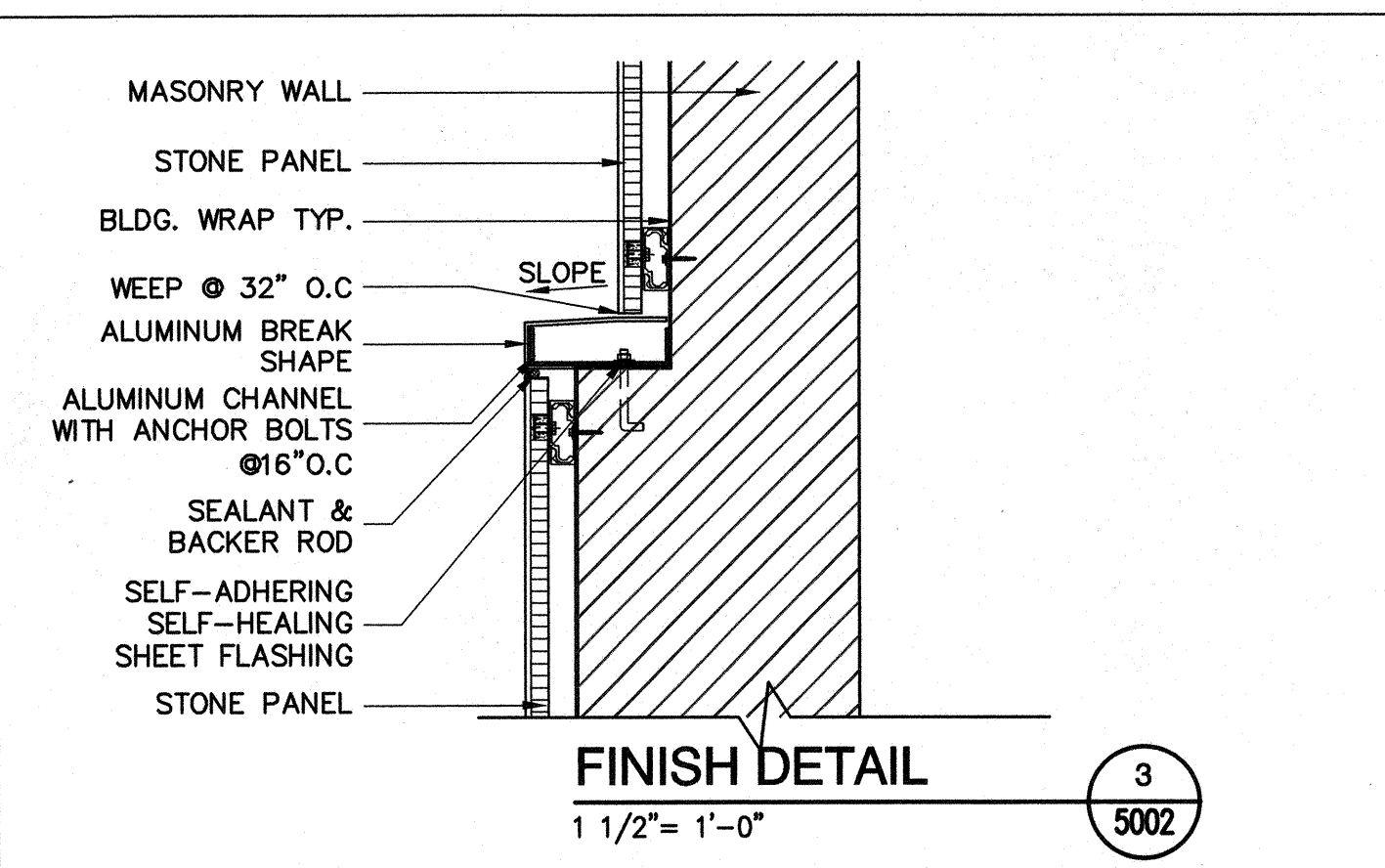
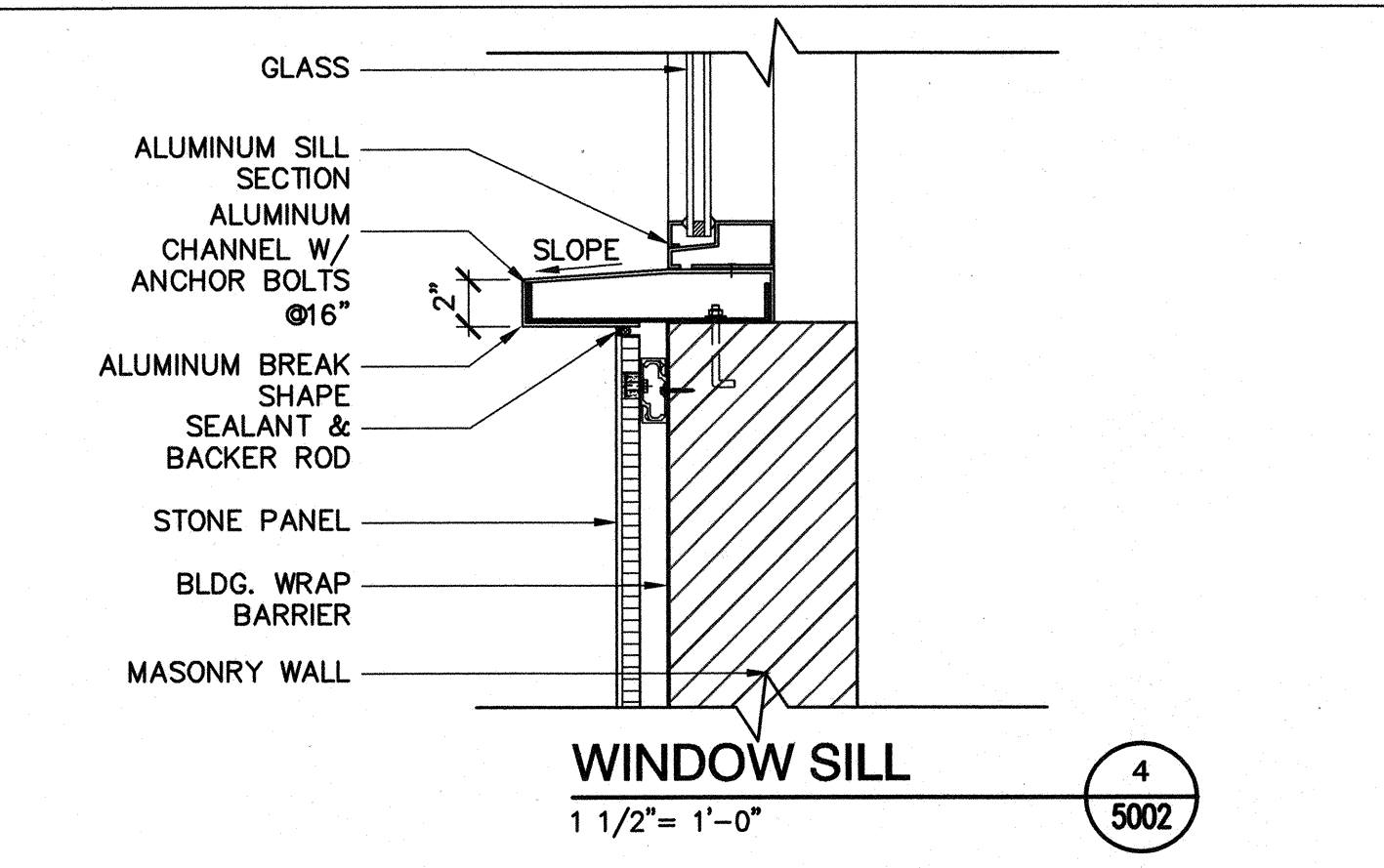
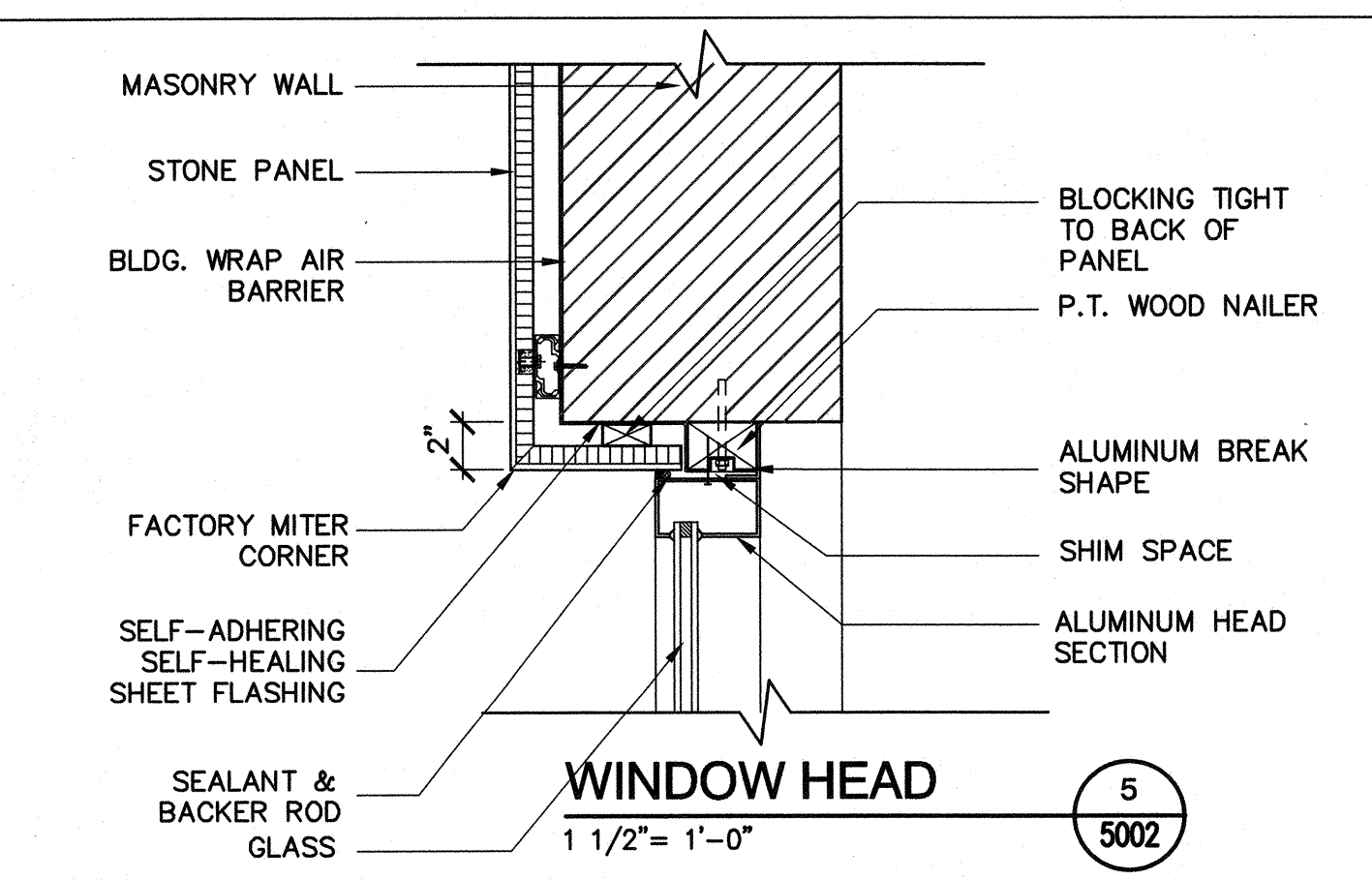
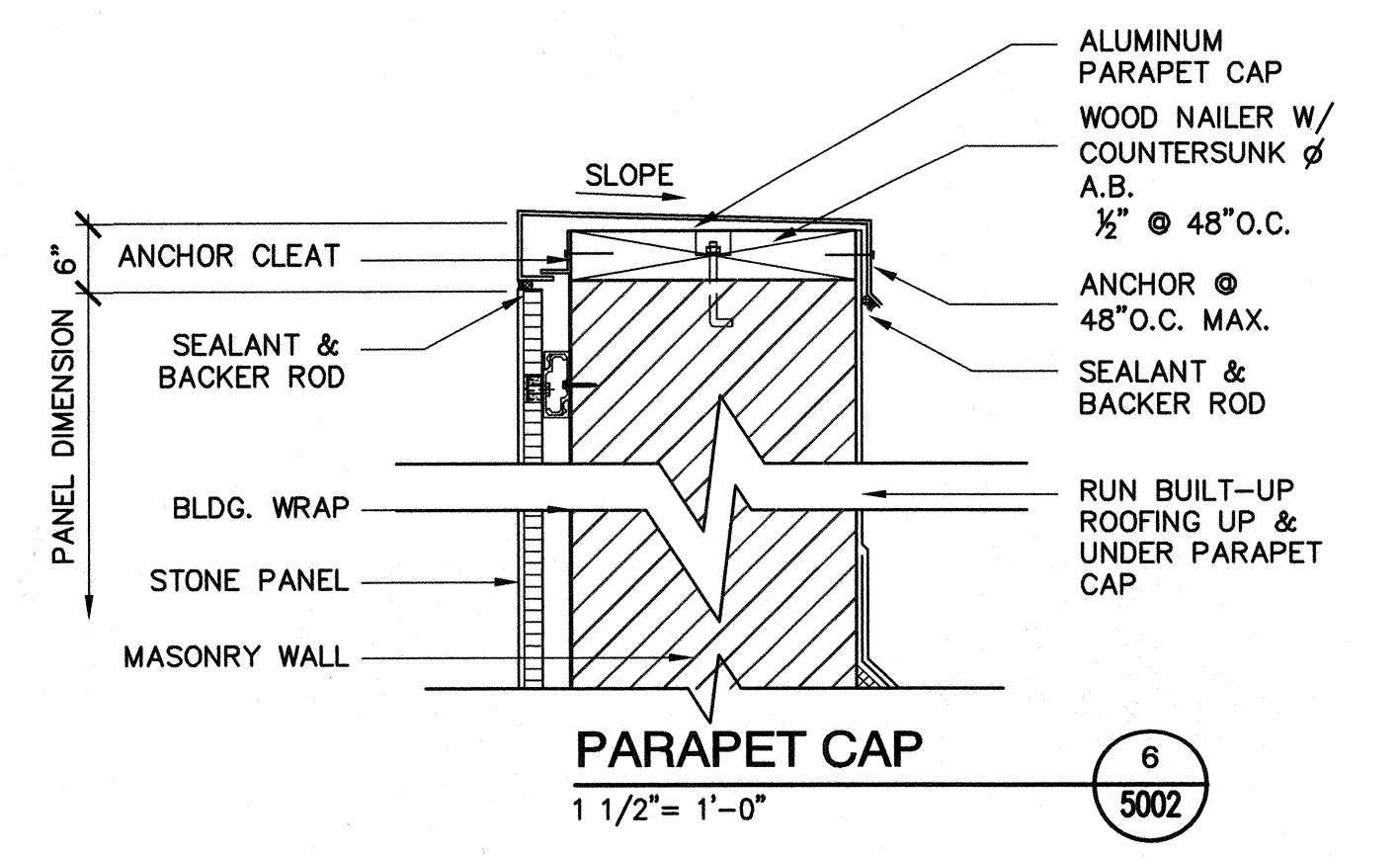
MALCOLM PIRNIE
 ARCHITECT

ORANGE COUNTY SANITATION DISTRICT

REPLACEMENT OF THE ELLIS AVENUE PUMP STATION
DETAILS

JOB NO. I-10
 CONTRACT NO. I-10B
 DRAWING NO. **A5001**
 62 OF 190




A
B
C
D
E
F



USER: GSTELEA
 DWG: H:\projects\10102785\CAD\Drawings\1-10B-A-DET-02.dwg
 DATE: Jul 17, 2008 2:35pm XREFS: 1-10B-A-DET-02 1-10B-GDBDR

MARK	DESCRIPTION	DATE	APPR.

DESIGNED BY: Graeber, Willian - 07/10
 DRAWN BY: Cristina, Gabriela - 07/10
 CHECKED BY: Graeber, Willian - 07/10
 LINE IS 2 INCHES
 AT FULL SIZE
 (IF NOT 2"=SCALE ACCORDINGLY)



**ORANGE COUNTY
SANITATION DISTRICT**

REPLACEMENT OF THE
ELLIS AVENUE PUMP STATION
WALL SECTIONS AND DETAILS

JOB NO. I-10
 CONTRACT NO. I-10B
 DRAWING NO. **A5002**
 63 OF 190

A
B
C
D
E
F

DOOR		DOOR FRAME		CORE/GLASS	
D1	HOLLOW METAL	DF1	WOOD	CG1	HOLLOW
D2	WOOD	DF2	HOLLOW METAL	CG2	SOLID
D3	ALUMINUM	DF3	ALUMINUM	CG3	GLASS
D4	GLASS	DF4	FIBERGLASS	CG4	TEMPERED GLASS
D5	STEEL				
D6	FIBERGLASS				

WINDOW		WINDOW FRAME		FINISHES	
W1	WOOD	WF1	WOOD	F1	FACTORY FINISH
W2	ALUMINUM	WF2	ALUMINUM	F3	LAMINATED PLASTIC
W3	VINYL	WF3	VINYL	F4	PAINT
W4	STEEL	WF4	STEEL	F5	STAINED & SEALED

DOOR/ OPENING SCHEDULE LEGEND 3
Not to scale

FLOOR		BASE		WALL	
FL1	CONCRETE W/SEALER	B1	TOPSET RUBBER W/VINYL	W1	GYPSUM WALLBOARD
FL2	VINYL COMPOSITION TILE	B2	WOOD	W2	MOISTURE RESIST. GYP. BD.
FL3	SHEET VINYL	B3	INTEGRAL	W3	FIRE RESISTANT GYP. BD.
FL4	CERAMIC TILE	B4	CERAMIC TILE	W4	CONCRETE
FL5	TILE PAVERS	B5	TILE PAVERS	W5	CONC. MASONRY UNIT
FL6	HARDWOOD	B6	QUARRY TILE	W6	PLASTER
FL7	CARPET	B7	CARPET	W7	CERAMIC TILE
FL8	STAINED CONCRETE			W8	WALLCOVERING
FL9	QUARRY TILE			W9	ACOUSTIC PANELS
FL10	METAL GRATE DECKING			W10	CEMENT BACKERBOARD

CEILING		FINISHES	
C1	GYPSUM WALLBOARD	F1	FACTORY FINISH
C2	FIRE RESISTANT GYP. BD.	F2	GLAZED
C3	ACOUSTIC TILE	F3	LAMINATED PLASTIC
C4	ACOUSTIC PANEL	F4	PAINT
C5	EXPOSED CONSTRUCTION	F5	STAINED AND SEALED
C6	MOIST. RESIST. GYP. CLG. BD.	F6	SEALED

FINISH SCHEDULE MATERIAL LEGEND 5
Not to scale

No:	DOOR							FRAME		REMARKS:
	WIDTH:	HEIGHT:	THICK:	TYPE:	CORE:	FINISH:	LABEL:	MATERIAL:	FINISH:	
B1	3'-0"	7'-0"	1 3/4"	D6	CG2	F4	-	DF4	F4	
B2	3'-0"	7'-0"	1 3/4"	D6	CG2	F4	-	DF4	F4	
M1	3'-0"	7'-0"	1 3/4"	D6	CG2	F4	-	DF4	F4	
101	3'-0"	7'-10"	1 3/4"	D6	CG2	F4	-	DF4	F4	
102	3'-0"	7'-10"	1 3/4"	D6	CG2	F4	-	DF4	F4	
103	3'-0"	7'-10"	1 3/4"	D6	CG2	F4	-	DF4	F4	
104	PR 3'-2"	7'-10"	1 3/4"	D6	CG2	F4	-	DF4	F4	
105	3'-0"	7'-10"	1 3/4"	D6	CG2	F4	-	DF4	F4	

NOTES:
1. PROVIDE BUILDING PAPER/BUILDING WRAP FLASHING AROUND FRAMED OPENING OF ALL NEW DOORS.
ABBREVIATIONS:
S.C.= SOLID CORE

DOOR SCHEDULE 2
Not to scale

REV.	ROOM No.	ROOM NAME	FLOOR			WALLS												CEILING				REMARKS		
			MATERIAL	FINISH	COLOR	NORTH			EAST			SOUTH			WEST			MATERIAL	FINISH	COLOR	HEIGHT			
						MATERIAL	FINISH	COLOR	MATERIAL	FINISH	COLOR	MATERIAL	FINISH	COLOR	MATERIAL	FINISH	COLOR							
	B-00	DRY WELL	FL-1	F6	-	W4	-	-	W4	-	-	W4	-	-	W4	-	-	W4	-	-	C5	-	-	VARIABLES
	B-002	WET WELL	FL-1	F6	-	W4	-	-	W4	-	-	W4	-	-	W4	-	-	W4	-	-	C5	-	-	VARIABLES
	M-00	MEZZANINE	FL-1	F6	-	W4	-	-	W4	-	-	W4	-	-	W4	-	-	W4	-	-	C5	-	-	VARIABLES
	101	ELECTRICAL ROOM	FL-1	F6	-	W5	-	-	W5	-	-	W5	-	-	W5	-	-	W5	-	-	C5	-	-	VARIABLES
	102	STAIR #1	FL-1	F6	-	W4/W5	-	-	W4/W5	-	-	W4/W5	-	-	W4/W5	-	-	W4/W5	-	-	C5	-	-	VARIABLES
	103	STAIR #2	FL-1	F6	-	W4/W5	-	-	W4/W5	-	-	W4/W5	-	-	W4/W5	-	-	W4/W5	-	-	C5	-	-	VARIABLES




FINISH SCHEDULE 4
Not to scale

No:	WINDOW						FRAME		REMARKS:	
	WIDTH:	HEIGHT:	THICK:	TYPE:	MATERIAL:	FINISH:	LABEL:	MATERIAL:		FINISH:
1	7'-0"	2'-8"	4"	FXD	CG3	F1	-	WF2	F1	

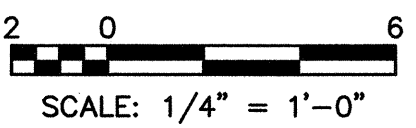
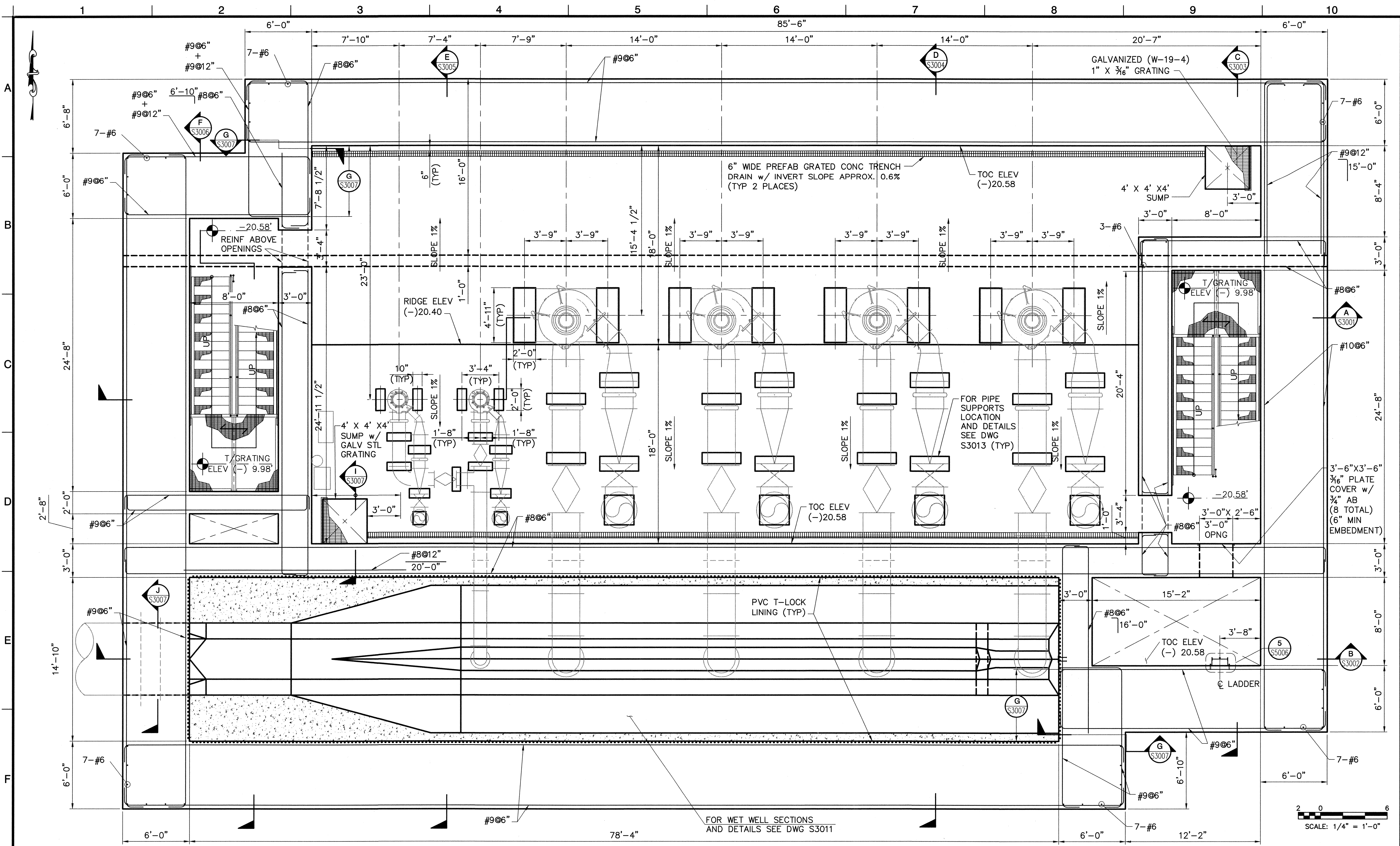
NOTES:
1. PROVIDE BUILDING PAPER/BUILDING WRAP FLASHING AROUND FRAMED OPENING OF ALL NEW WINDOWS.
ABBREVIATIONS:
FXD= FIXED

WINDOW SCHEDULE 1
Not to scale

USER: CSTLELA
 DATE: Jul 17, 2008 2:35pm
 DMC: H:\yadha\1002785\CADD\Sheet\1-10B\10S-3\ARCH\1-10B-A6001.dwg
 XREFS: 1-10B-CDBR

MARK	DESCRIPTION	DATE	APPR.	DESIGNED BY: Graeber, Willian - 07/10				ORANGE COUNTY SANITATION DISTRICT	REPLACEMENT OF THE ELLIS AVENUE PUMP STATION	JOB NO. I-10
				CHECKED BY: Graeber, Willian - 07/10 LINE IS 2 INCHES AT FULL SIZE (IF NOT 2"-SCALE ACCORDINGLY)					SCHEDULES	CONTRACT NO. I-10B DRAWING NO. A6001 64 OF 190


DWG: H:\pdr\10102785\CADD\Struct\1-108\DS-3\STRUCT\1-108-S1001.dwg USER: CSTELEA
 DATE: Aug 14, 2006 2:57pm XREFS: 1-108-S-FNDN 1-108-M-PLAN01 1-108-GBDR



MARK	DESCRIPTION	DATE	APPR.

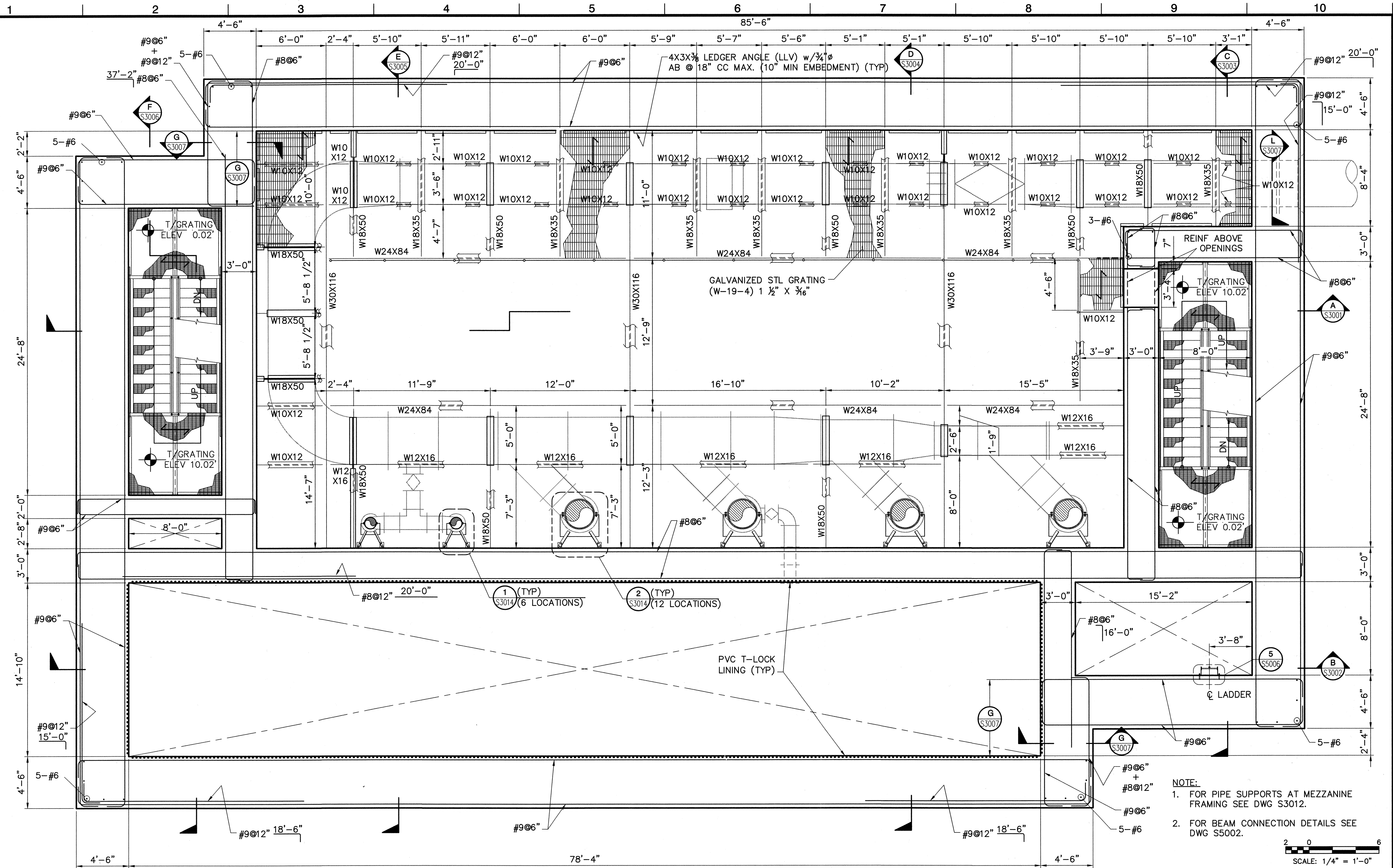
DESIGNED BY: Sanchez, Fabio - 07/06
 DRAWN BY: Stelea, Ciprian - 07/06
 CHECKED BY: Sheikh, Salahuddin - 07/06

LINE IS 2 INCHES
 AT FULL SIZE
 (IF NOT 2"-SCALE ACCORDINGLY)



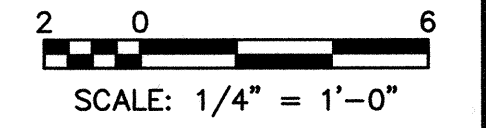
REPLACEMENT OF THE
 ELLIS AVENUE PUMP STATION
 FOUNDATION / FLOOR
 PLAN AT EL (-) 20.58

JOB NO. I-10
 CONTRACT NO. I-10B
 DRAWING NO. S1001
 23 OF 190





DWG: H:\pda\10102765\CADD\Struct\1-10B\DS-3\STRUCT\1-10B-S-PLAN01 1-10B-M-PLAN02 1-10B-CORR01
 DATE: Aug 14, 2006 2:57pm XREFS: 1-10B-S-PLAN01 1-10B-M-PLAN02 1-10B-CORR01
 USER: CSTELEA

- NOTE:**
- FOR PIPE SUPPORTS AT MEZZANINE FRAMING SEE DWG S3012.
 - FOR BEAM CONNECTION DETAILS SEE DWG S5002.



MARK	DESCRIPTION	DATE	APPR.

DESIGNED BY: CS / KD - 07/06
 DRAWN BY: Stelea, Ciprian - 07/06
 CHECKED BY: Sheikh, Salahuddin - 07/06
 LINE IS 2 INCHES AT FULL SIZE (IF NOT 2"-SCALE ACCORDINGLY)

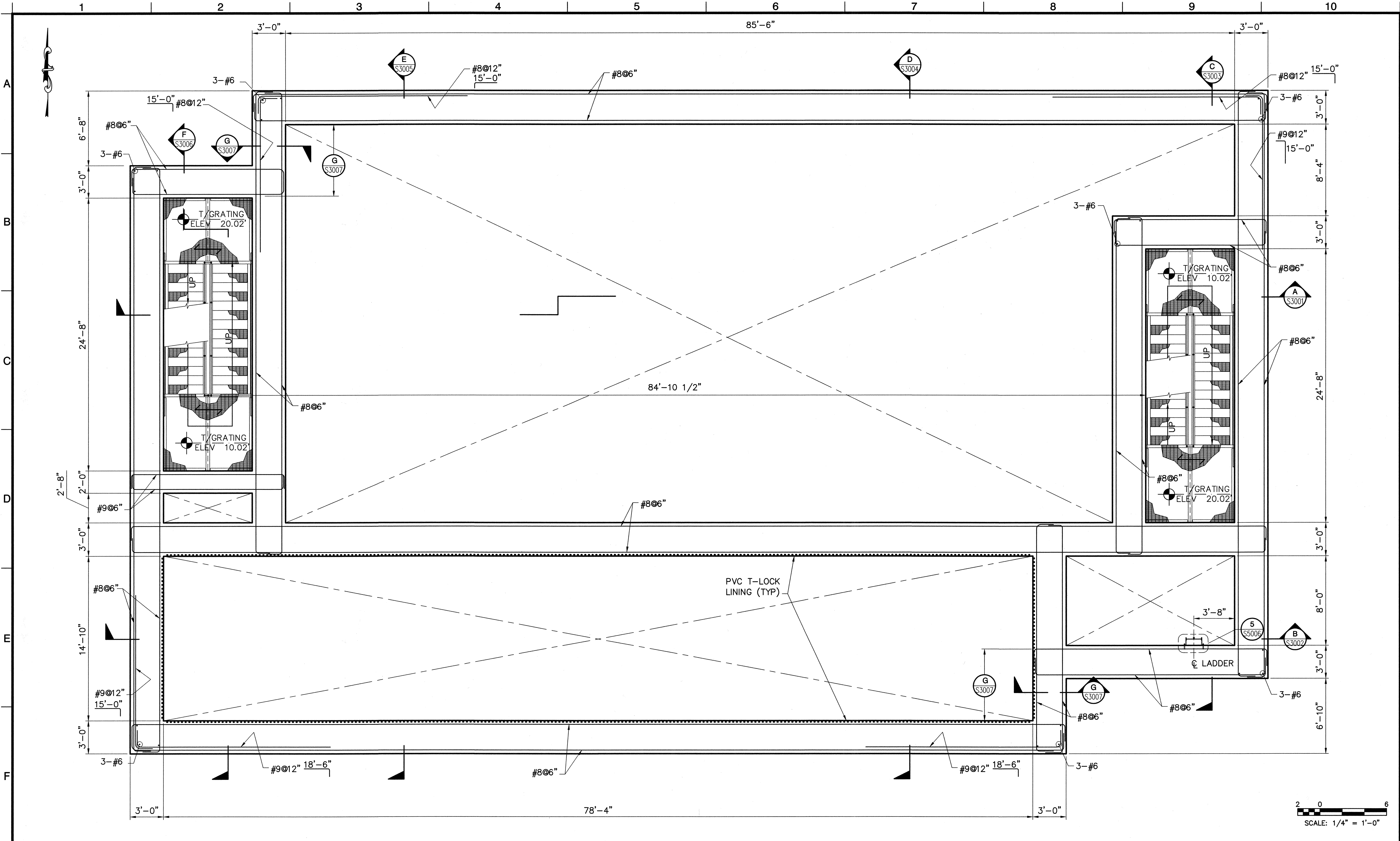


**ORANGE COUNTY
 SANITATION DISTRICT**

REPLACEMENT OF THE
 ELLIS AVENUE PUMP STATION
MEZZANINE PLAN AT EL 10.02

JOB NO. I-10
 CONTRACT NO. I-10B
 DRAWING NO. **S1002**
 24 OF 190



DWG: H:\pdate\10102785\CADD\Struc\1-10B\DS-3\STRUCTY-10B-S1003.dwg USER: CSTELEA
 DATE: Aug 14, 2006 2:57pm XREFS: 1-10B-S-PLAN03 1-10B-GDBOR



MARK	DESCRIPTION	DATE	APPR.

DESIGNED BY: Sanchez, Fabio - 07/06
 DRAWN BY: Stelea, Ciprian - 07/06
 CHECKED BY: Sheikh, Salahuddin - 07/06

LINE IS 2 INCHES
 AT FULL SIZE
 (IF NOT 2"-SCALE ACCORDINGLY)

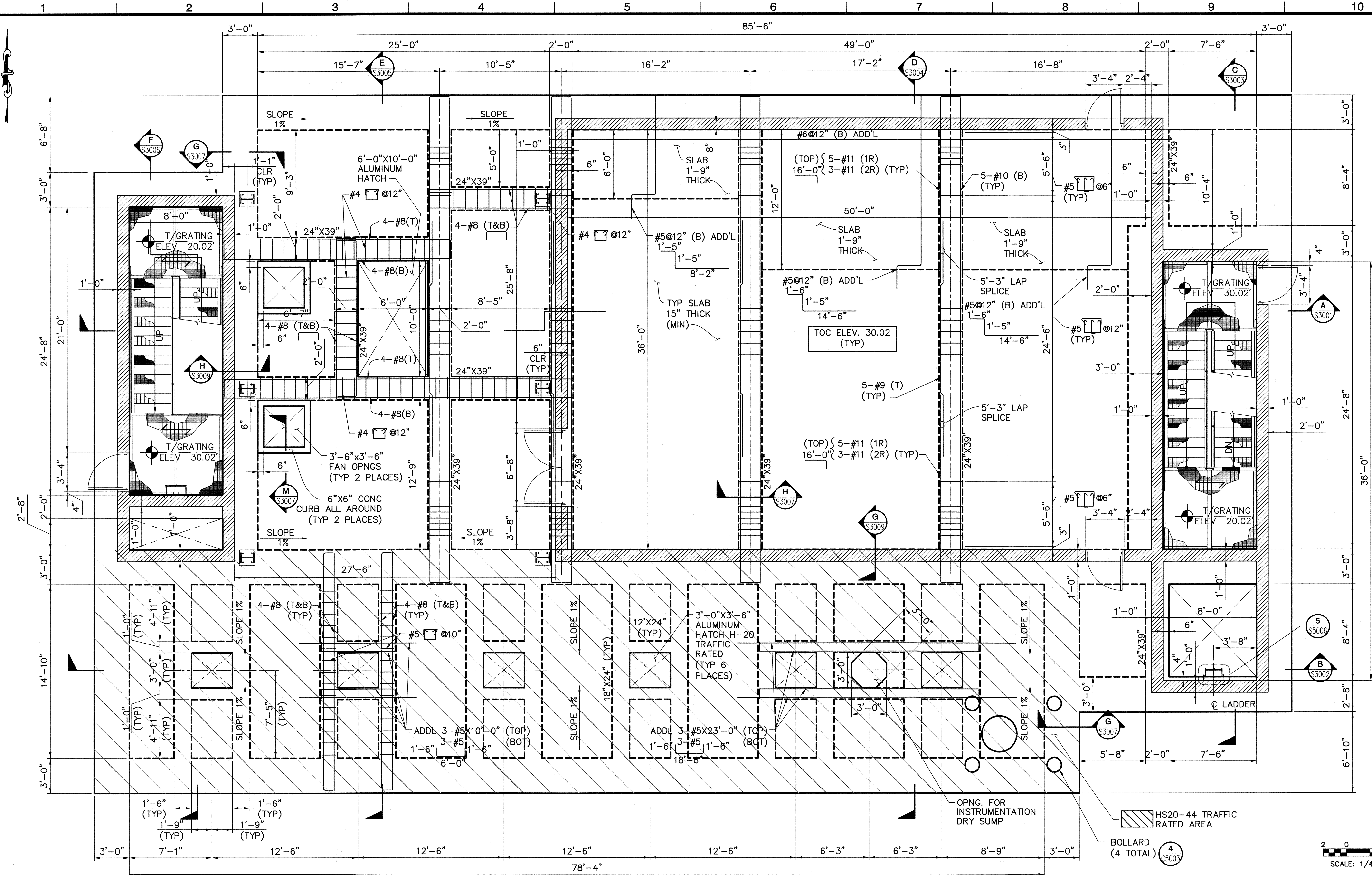


ORANGE COUNTY
 SANITATION DISTRICT

REPLACEMENT OF THE
 ELLIS AVENUE PUMP STATION
 REINFORCING PLAN BETWEEN
 EL 11.52 & EL 30.02

JOB NO. I-10
 CONTRACT NO. I-10B
 DRAWING NO. S1003
 25 OF 190

DWG: H:\pdr\10102765\CAAD\Struct\1-08\DS-3\STRUCT\1-08-S1004.dwg USER: CSTELEA
 DATE: Aug 14, 2006 2:58pm REFPSI-108-S-PLAN02 1-08-A-FLR003 1-08-0808R 1-08-M-PLUMBING001



MARK	DESCRIPTION	DATE	APPR.

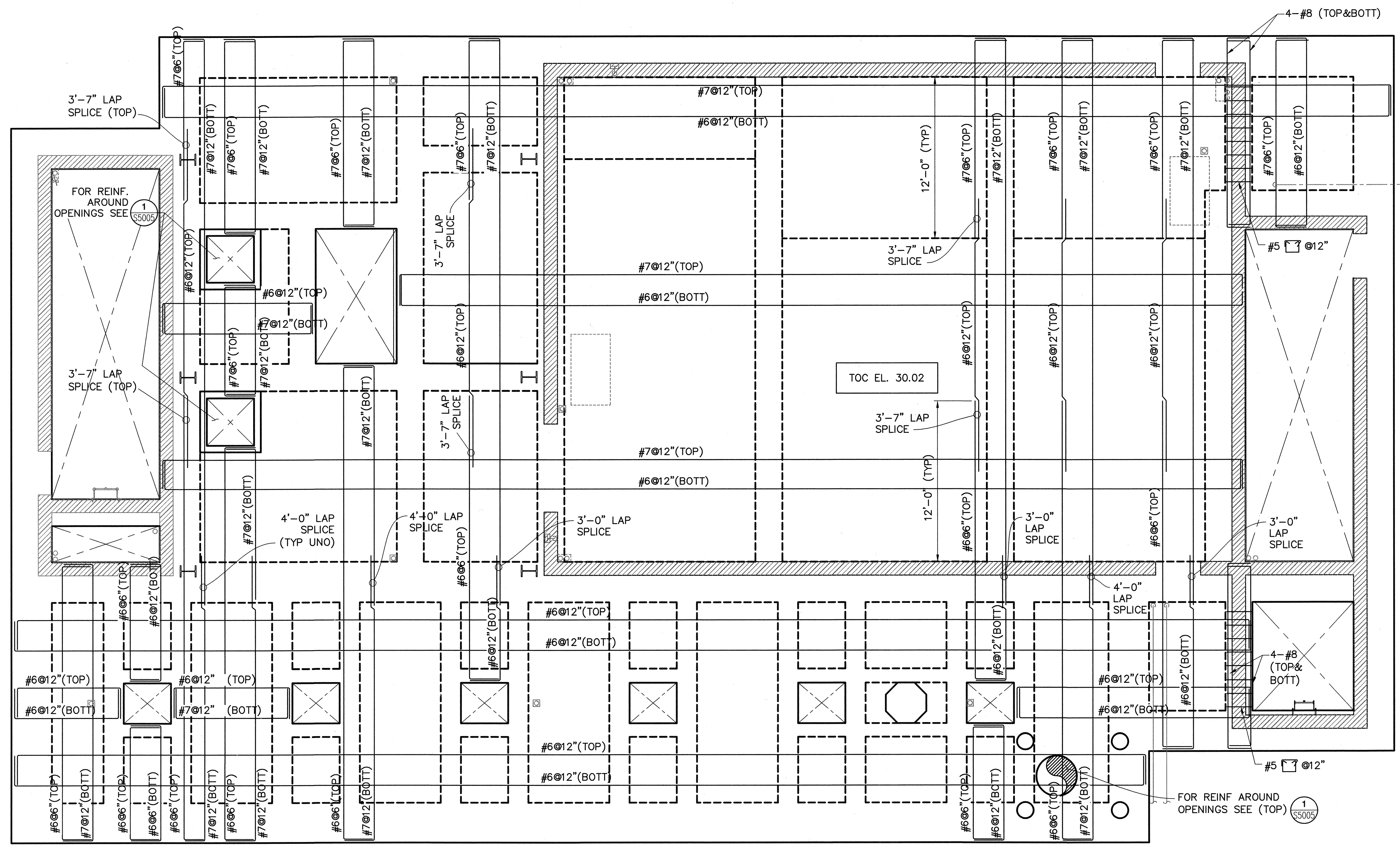
DESIGNED BY: Sanchez, Fabio - 07/06
 DRAWN BY: Stelea, Ciprian - 07/06
 CHECKED BY: Sheikh, Salahuddin - 07/06
 LINE IS 2 INCHES AT FULL SIZE
 (IF NOT 2"-SCALE ACCORDINGLY)



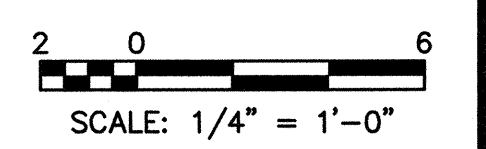
ORANGE COUNTY SANITATION DISTRICT
 REPLACEMENT OF THE ELLIS AVENUE PUMP STATION
FLOOR PLAN AT EL 30.02
BEAM REINFORCING

JOB NO. I-10
 CONTRACT NO. I-10B
 DRAWING NO. **S1004**
 26 OF 190

A
B
C
D
E
T




DWG: H:\pdata\10102765\CADD\Struc\1-108\DS-3\STRUCT\1-108-S1005.dwg USER: CSTELEA
 DATE: Aug 14, 2006 2:58pm REFPS: 1-108-S-PLAN02 1-108-A-FL003 1-108-G080R 1-108-M-PLUMBING01




MARK	DESCRIPTION	DATE	APPR.

DESIGNED BY: Sanchez, Fabio - 07/06
 DRAWN BY: Stelea, Ciprian - 07/06
 CHECKED BY: Sheikh, Salahuddin - 07/06
 LINE IS 2 INCHES
 AT FULL SIZE
 (IF NOT 2"-SCALE ACCORDINGLY)



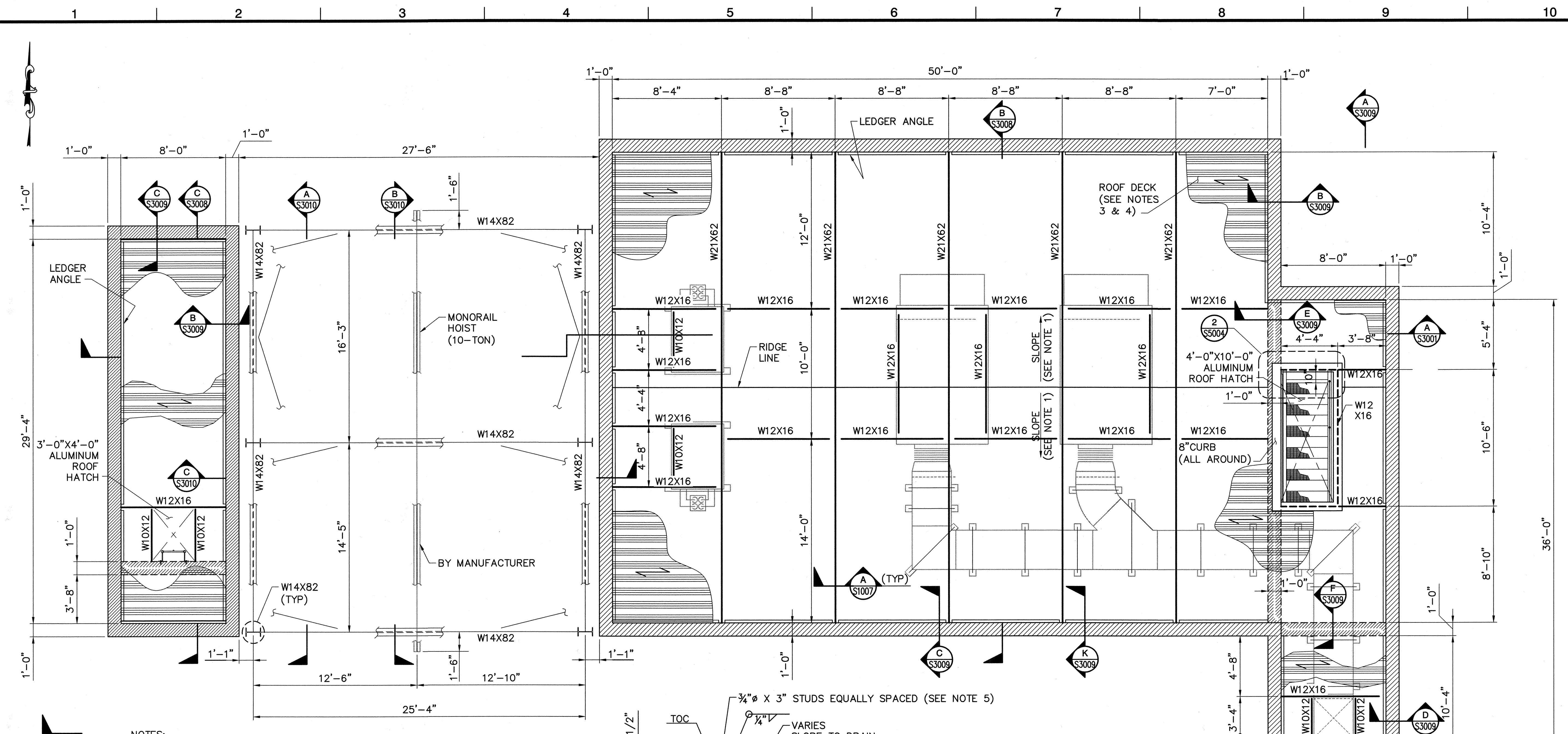
**MALCOLM
PIRNIE**
 PLAN PREPARED BY
RBF
 CONSULTING



**ORANGE COUNTY
SANITATION DISTRICT**

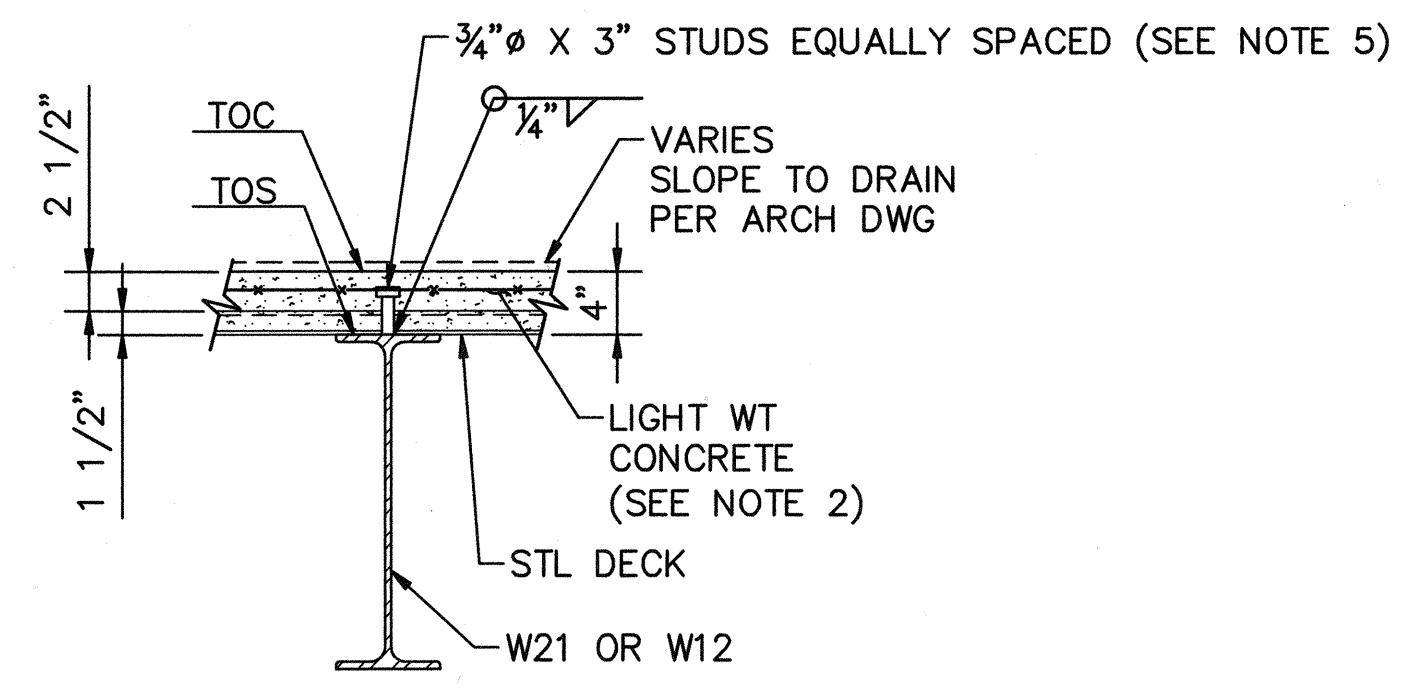
REPLACEMENT OF THE
 ELLIS AVENUE PUMP STATION
**FLOOR PLAN AT EL 30.02
 SLAB REINFORCING**

JOB NO. I-10
 CONTRACT NO. I-10B
 DRAWING NO. **S1005**
 27 OF 190

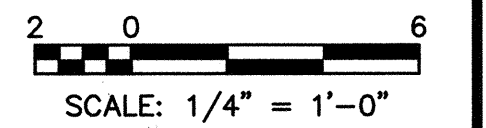


NOTES:

1. SLOPE TO DRAIN PER ARCH DWG.
2. LIGHT WEIGHT CONCRETE $f'_c=3000$ psi, DENSITY 110lb/cf WITH WWR6X6-W2.9 X W2.9.
3. STEEL DECK B FORMLOK GALVANIZED 16GA WITH 7 WELDS PER SHEET AT SUPPORT, $\frac{1}{2}$ " PUDDLE WELDS AT 12" c/c AT EDGES PARALLEL TO SPAN. TOP SEAM WELD AT 12" c/c, SIDE SEAM WELDS AT 12" c/c. $I=0.377$ in⁴, $S_+=0.411$ in³, $S_-=-0.417$ in³ OR APPROVED EQUAL.
4. DENOTES DECK ORIENTATION.
5. STUDS SHALL BE EQUALLY SPACED AS FOLLOWS:
W21X62 - 36 STUDS
W12X16 - 8 STUDS
6. ROOF DESIGNED FOR 50psf LIVE LOAD.
7. FOR BEAM CONNECTION DETAILS SEE DWG S5002.



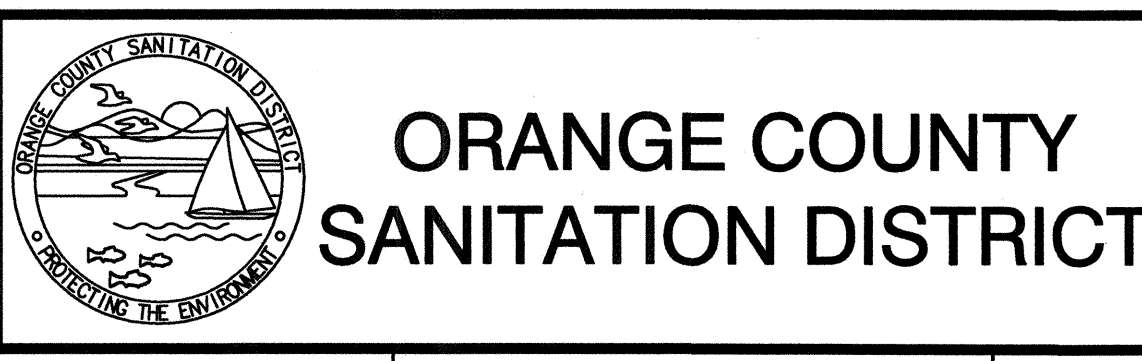

SECTION A-A
1" = 1'-0"



DWG: H:\pda\10107265\CADD\Drawings\1-08\05-3\STRUCTURE\1-08-S1007.dwg USER: CSTELEA
 DATE: Aug 14, 2008 2:58pm REV: 1-108-0608R 1-108-0608R 1-108-S-ROOF

MARK	DESCRIPTION	DATE	APPR.

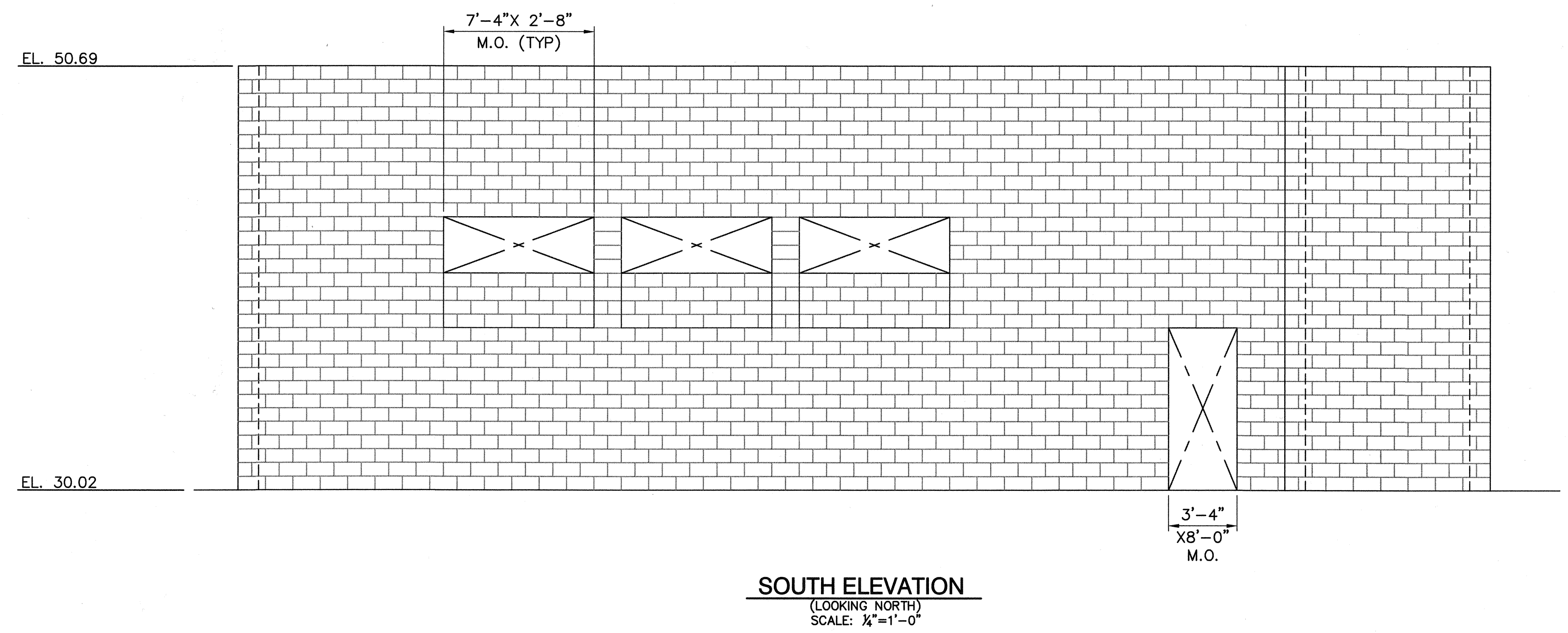
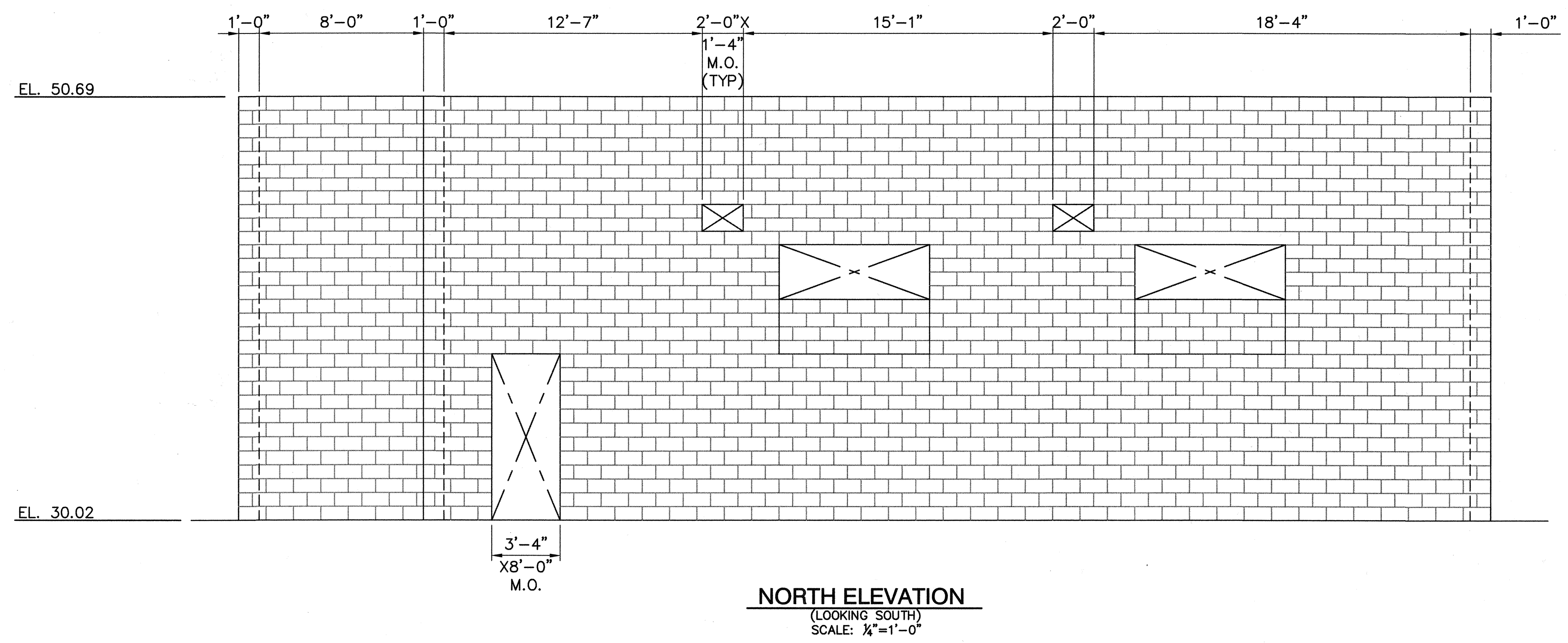
DESIGNED BY: Duose, Kwasi - 07/06
 DRAWN BY: Stelea, Ciprian - 07/06
 CHECKED BY: Sheikh, Salahuddin - 07/06
 LINE IS 2 INCHES AT FULL SIZE (IF NOT 2"-SCALE ACCORDINGLY)



REPLACEMENT OF THE ELLIS AVENUE PUMP STATION
ELECTRICAL ROOM ROOF PLAN
S1007

JOB NO. 1-10
 CONTRACT NO. 1-10B
 DRAWING NO. S1007
 29 OF 190


A
B
C
D
E
F
T



USER: CSTELEA
 DWS: H:\data\10102785\CADD\Struct\1-10B\DS-3\STRUCT\1-10B-S-ELEV01 1-10B-GBBOR
 DATE: Aug 14, 2006 2:58pm XREFS: 1-10B-S-ELEV01 1-10B-GBBOR

MARK	DESCRIPTION	DATE	APPR.


DESIGNED BY: Duose, Kwasi - 07/06
 DRAWN BY: Stelea, Ciprian - 07/06
 CHECKED BY: Sheikh, Salahuddin - 07/06
 LINE IS 2 INCHES
 AT FULL SIZE
 (IF NOT 2"-SCALE ACCORDINGLY)




REPLACEMENT OF THE
 ELLIS AVENUE PUMP STATION
**ELECTRICAL ROOM
 ELEVATIONS-SHEET 1**

JOB NO. I-10
 CONTRACT NO. I-10B
 DRAWING NO. **S2001**
 30 OF 190

A
B
C
D
E
F



EAST ELEVATION
(LOOKING WEST)
SCALE: 1/4"=1'-0"





WEST ELEVATION
(LOOKING EAST)
SCALE: 1/4"=1'-0"

USER: CSTELEA
 DWG: H:\pdrata\10102785\CADD\Struct\1-108\DIS-3\STRUCT\1-108-S2002.dwg
 DATE: Aug 14, 2006 2:58pm XREFS: 1-108-S-ELEV01 1-108-08BR

MARK	DESCRIPTION	DATE	APPR.

DESIGNED BY: Duose, Kwasi - 07/06
 DRAWN BY: Stelea, Ciprian - 07/06
 CHECKED BY: Sheikh, Salahuddin - 07/06
 LINE IS 2 INCHES AT FULL SIZE (IF NOT 2"=SCALE ACCORDINGLY)

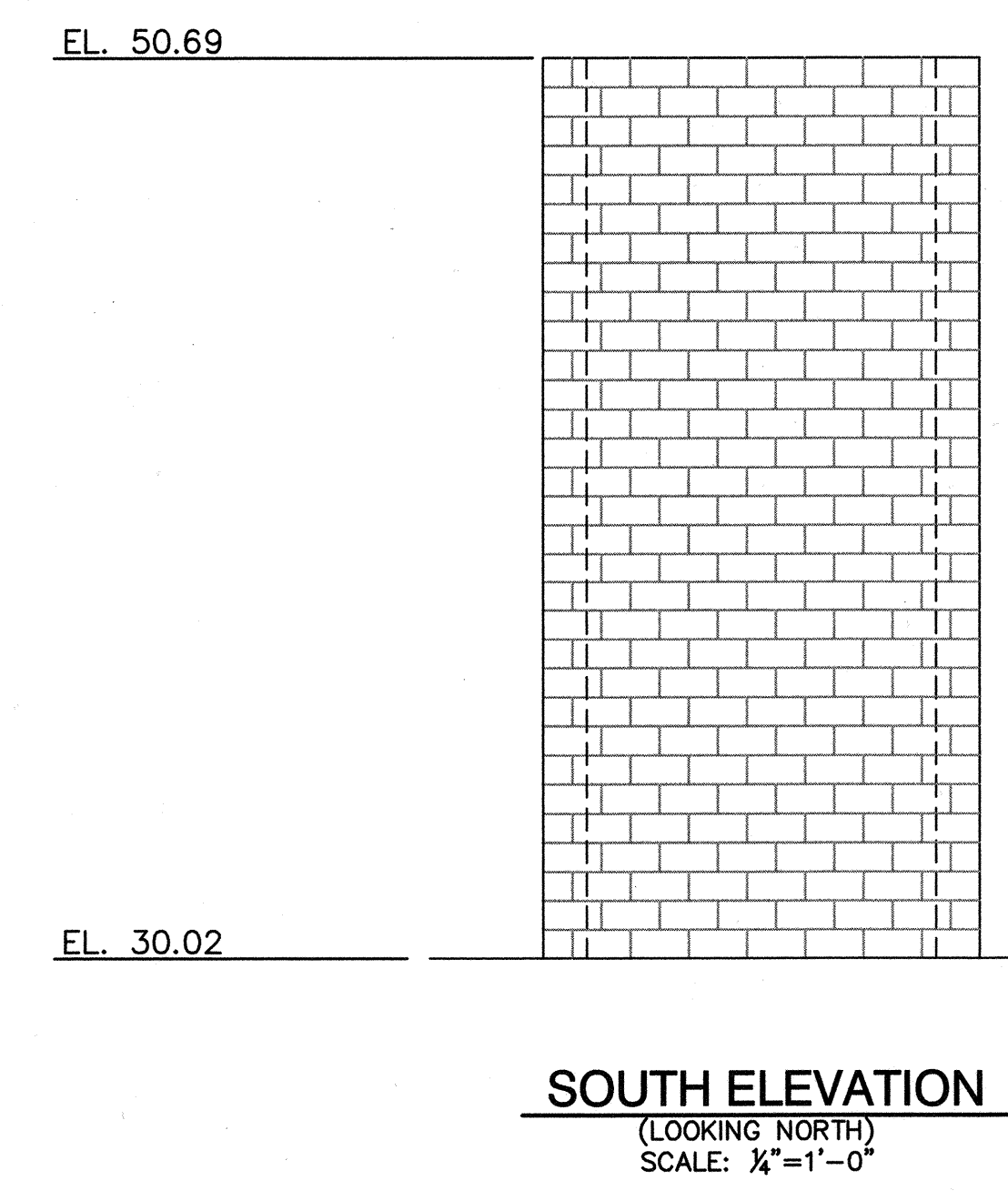
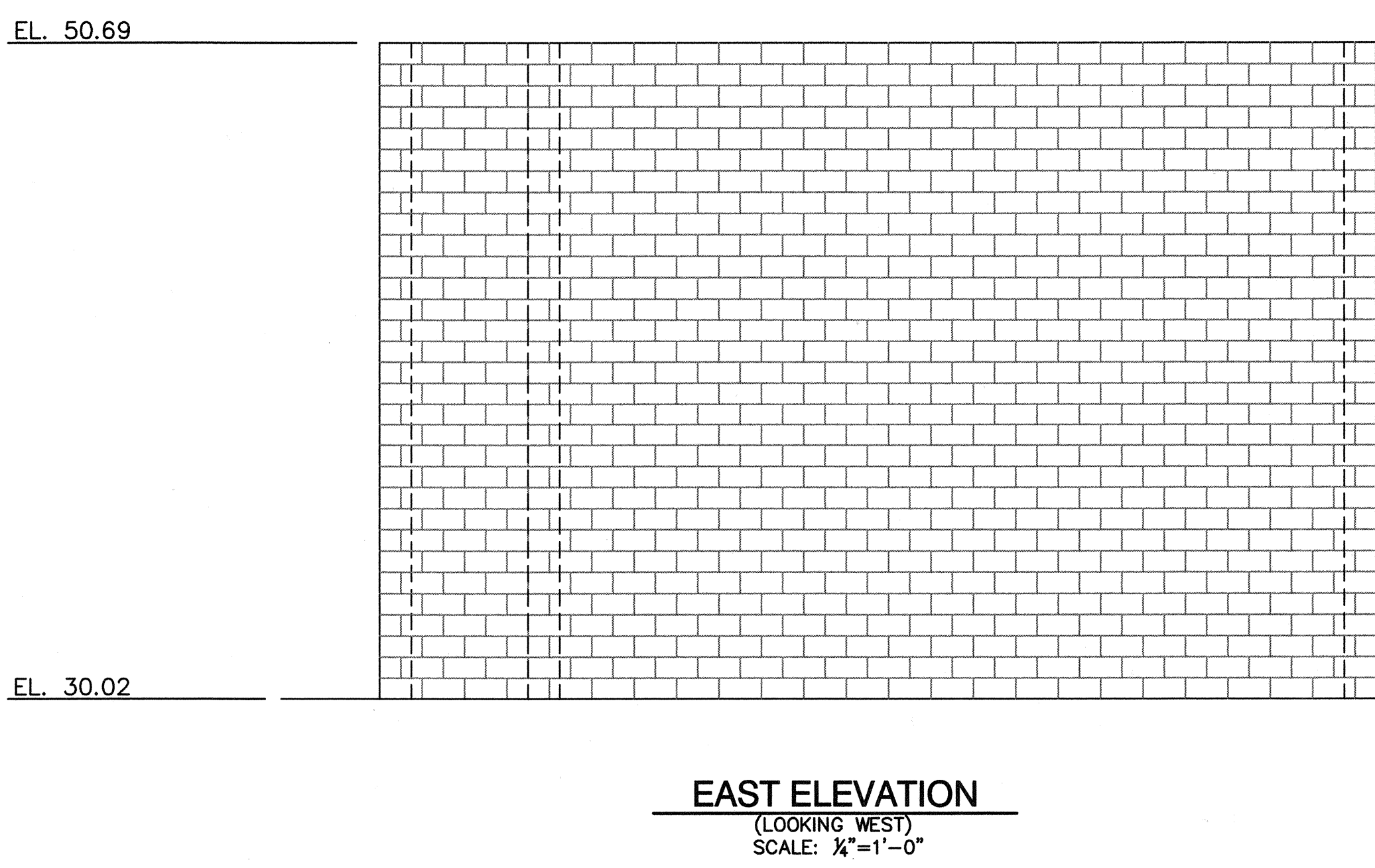
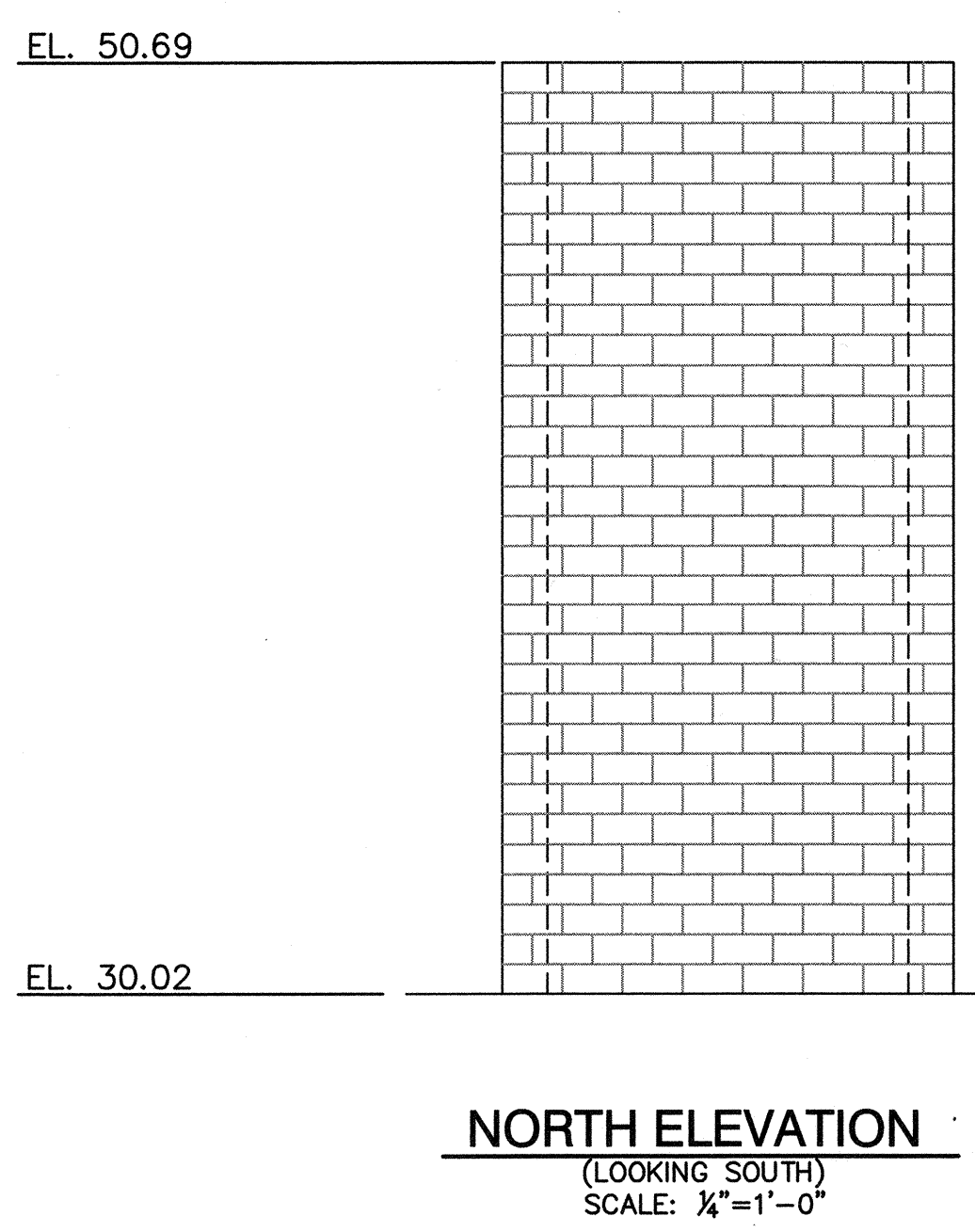
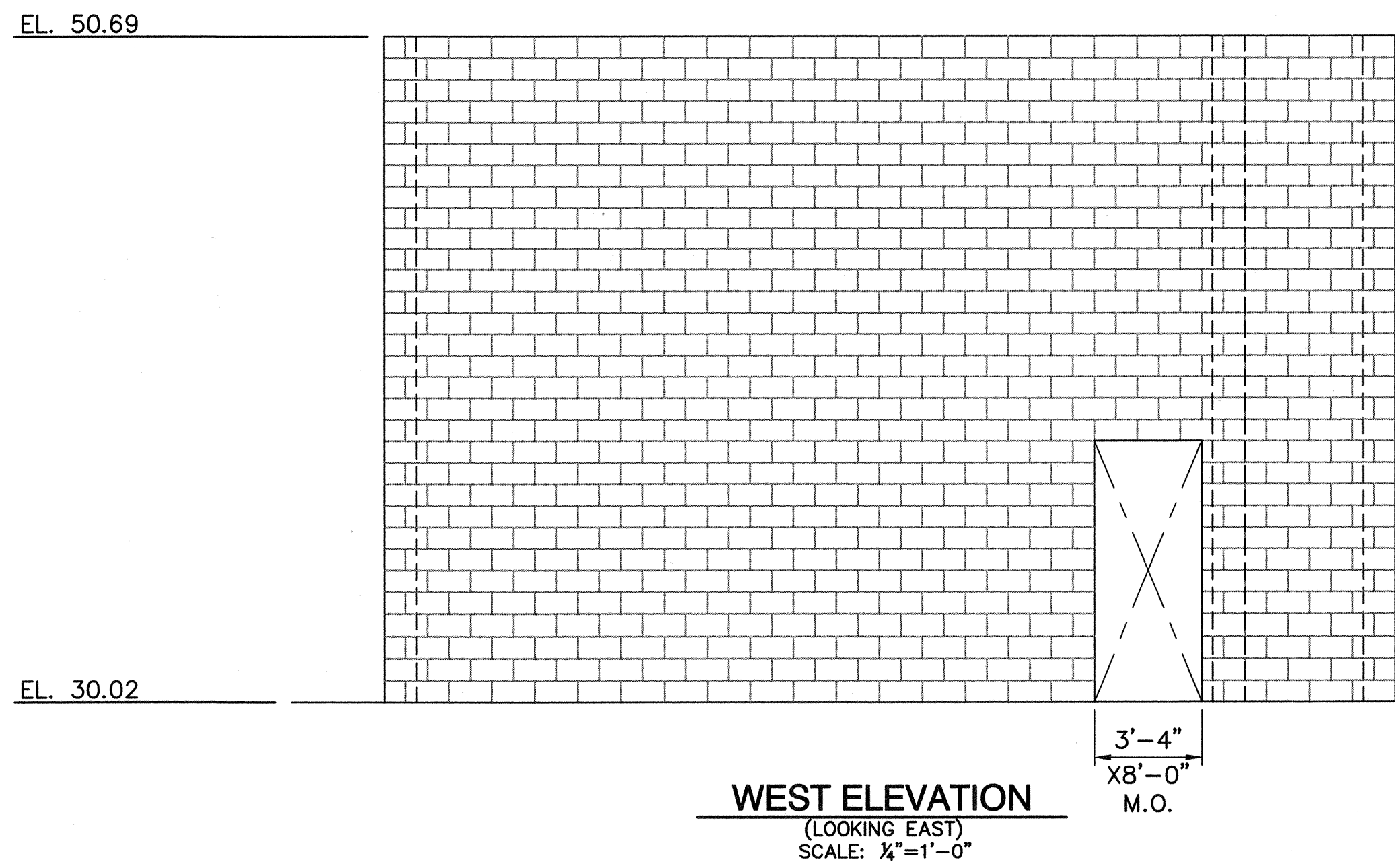


ORANGE COUNTY SANITATION DISTRICT

REPLACEMENT OF THE ELLIS AVENUE PUMP STATION
ELECTRICAL ROOM ELEVATIONS-SHEET 2

JOB NO. I-10
 CONTRACT NO. I-10B
S2002
 31 OF 190

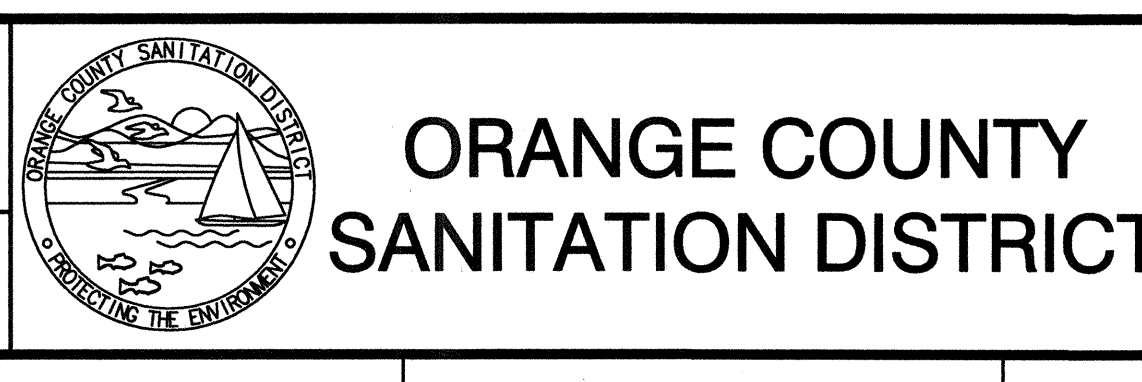

A
B
C
D
E
F



DWS: H:\p\0102785\CADD\Struct\1-08\DS-3\STRUCT\1-08-S2003.dwg USER: CSTELEA
 DATE: Aug 14, 2006 2:56pm XREFS:1-08-S-ELEV02 1-08-G080R

MARK	DESCRIPTION	DATE	APPR.

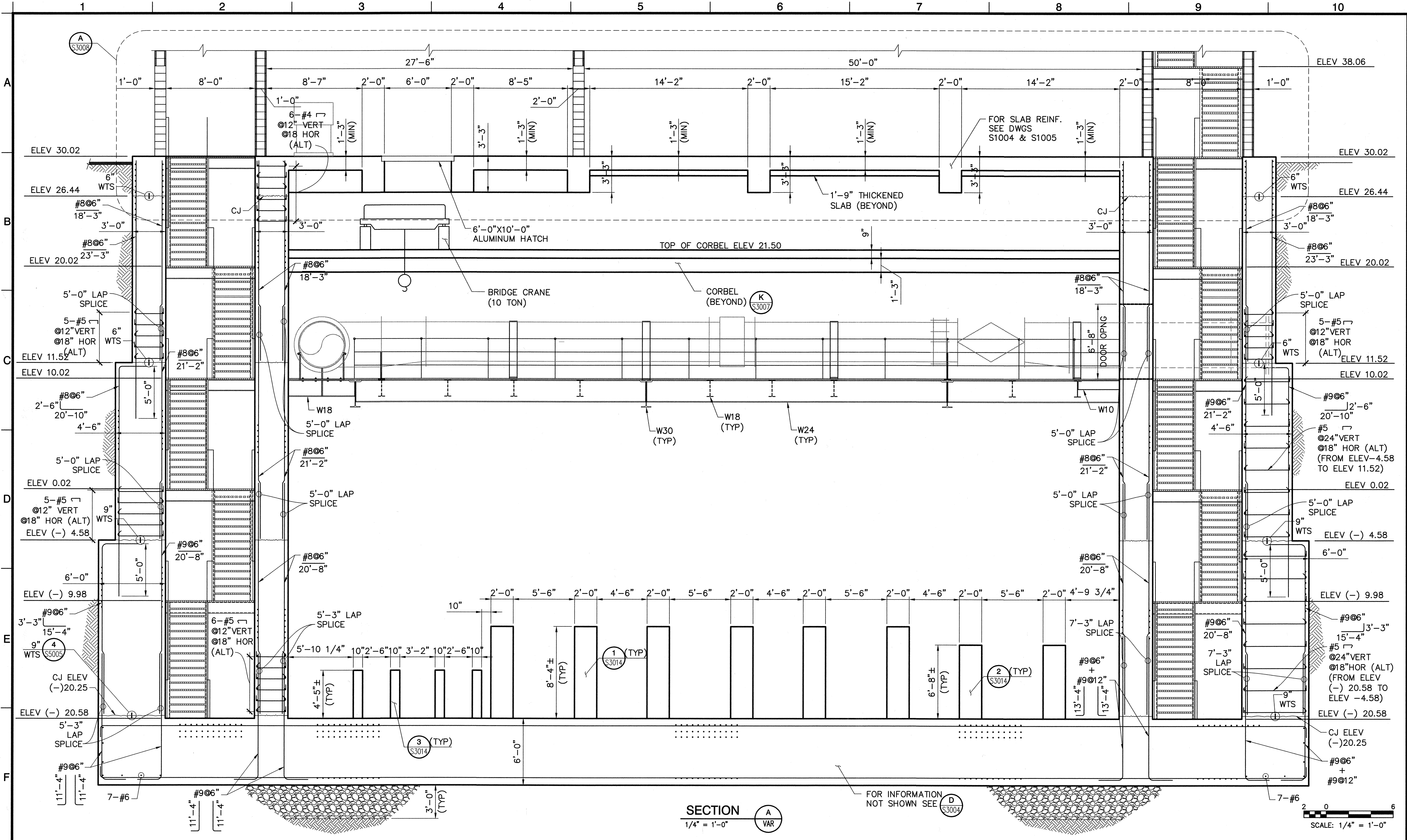
DESIGNED BY: Duose, Kwasi - 07/06
 DRAWN BY: Stelea, Ciprian - 07/06
 CHECKED BY: Sheikh, Salahuddin - 07/06
 LINE IS 2 INCHES
 AT FULL SIZE
 (IF NOT 2"-SCALE ACCORDINGLY)



REPLACEMENT OF THE
 ELLIS AVENUE PUMP STATION
**STAIR TOWER #2
 ELEVATIONS**

JOB NO. I-10
 CONTRACT NO. I-10B
 DRAWING NO. **S2003**
 32 OF 190

DWG: H:\data\10102785\CADD\Struct\1-108\US-3\STRUCTY-108-S3001.dwg USER: CSTELEA
 DATE: Aug 14, 2006 2:59pm XREFS: 1-108-S-DETL01 1-108-GBOR 1-108-M-DETL01




SECTION A
1/4" = 1'-0"

SCALE: 1/4" = 1'-0"

MARK	DESCRIPTION	DATE	APPR.

DESIGNED BY: Sanchez, Fabio - 07/06
 DRAWN BY: Stelea, Ciprian - 07/06
 CHECKED BY: Sheikh, Salahuddin - 07/06
 LINE IS 2 INCHES AT FULL SIZE
 (IF NOT 2"-SCALE ACCORDINGLY)



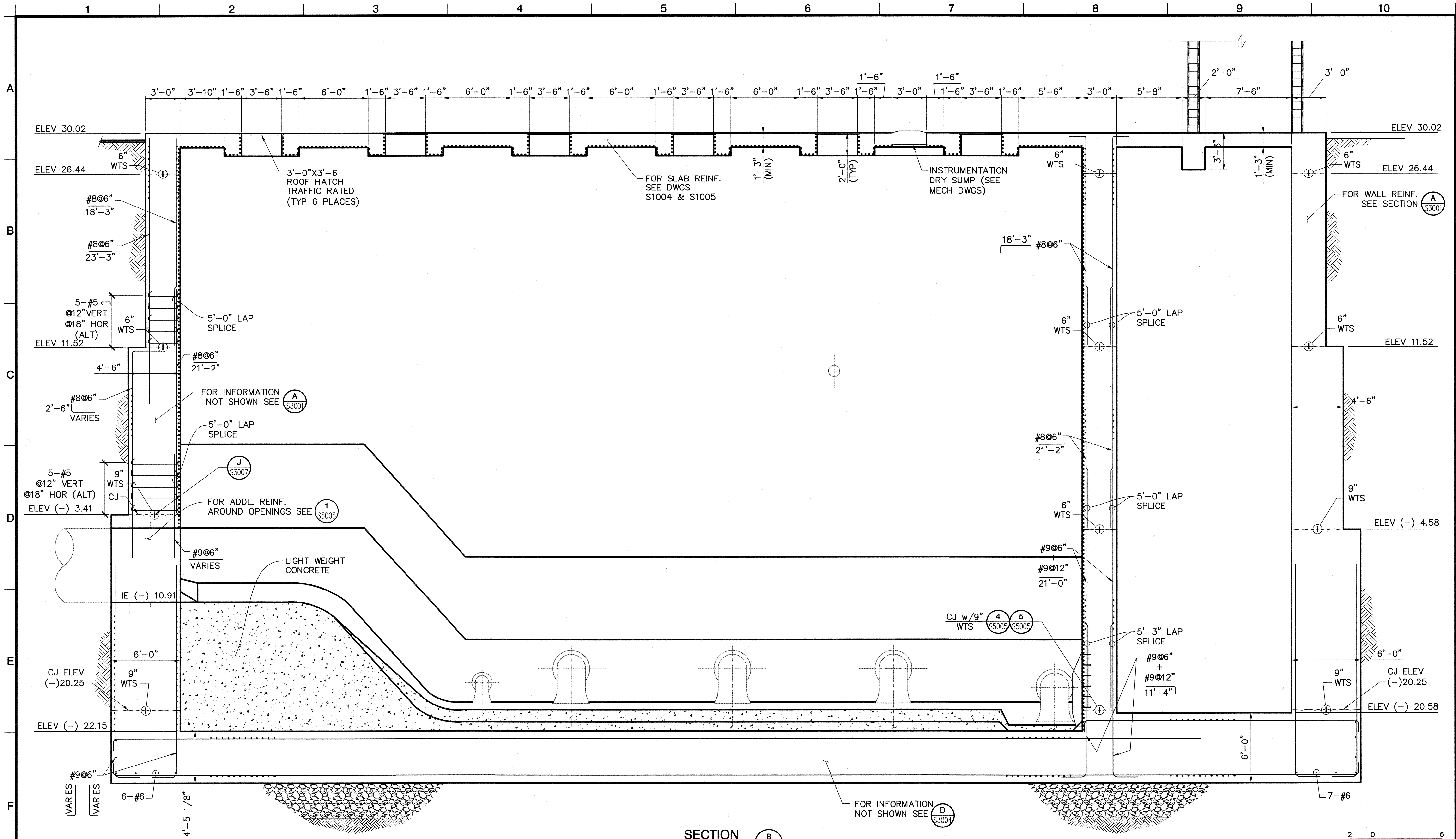
MALCOLM PIRNIE
 PLAN PREPARED BY:
RBF CONSULTING



ORANGE COUNTY SANITATION DISTRICT

REPLACEMENT OF THE ELLIS AVENUE PUMP STATION
DRY WELL LONGITUDINAL SECTION A

JOB NO. I-10
 CONTRACT NO. I-10B
 DRAWING NO. **S3001**
 33 OF 190




SECTION B
1/4" = 1'-0"

2 0 6
SCALE: 1/4" = 1'-0"

DWG: H:\pdr\10102785\CAAD\Struct\1-10B\DS-3\STRUCT\1-10B-S3002.dwg USER: CSTELEA
 DATE: Aug 14, 2006 2:59pm XREFS: 1-10B-S-DET01 1-10B-M-DET01 1-10B-G-DBR

MARK	DESCRIPTION	DATE	APPR.

DESIGNED BY: Sanchez, Fabio - 07/06
 DRAWN BY: Stelea, Ciprian - 07/06
 CHECKED BY: Sheikh, Salahuddin - 07/06
 LINE IS 2 INCHES AT FULL SIZE
 (IF NOT 2"-SCALE ACCORDINGLY)

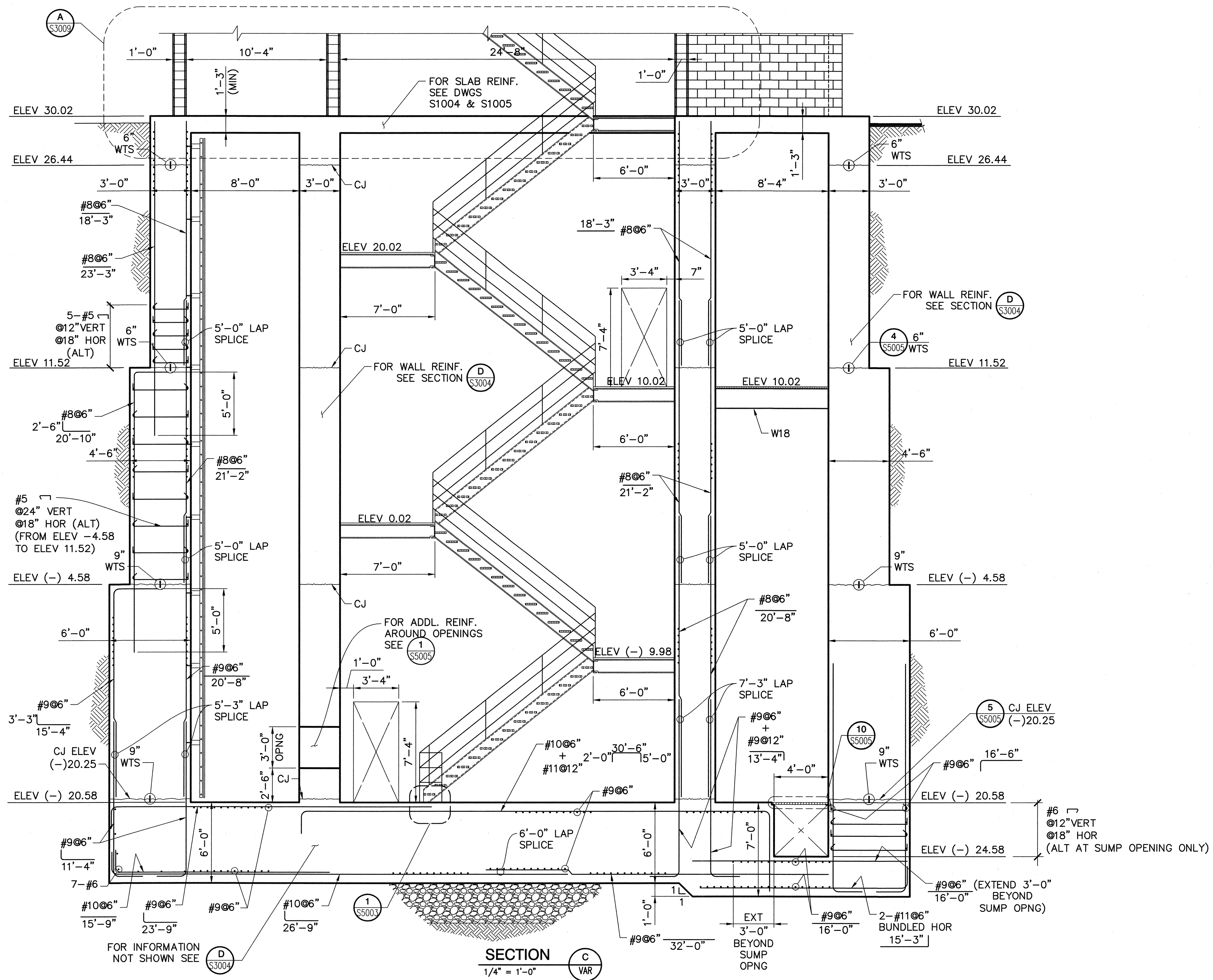


ORANGE COUNTY SANITATION DISTRICT
 PLAN PREPARED BY: RBF CONSULTING

REPLACEMENT OF THE ELLIS AVENUE PUMP STATION
WET WELL LONGITUDINAL SECTION B

JOB NO. I-10
 CONTRACT NO. I-10B
 DRAWING NO. **S3002**
 34 OF 190

A
B
C
D
E
F





SECTION C
1/4" = 1'-0"

SCALE: 1/4" = 1'-0"

DWG: H:\pdata\10102785\CADD\Struct\1-08\105-3\STRUCT\1-08-S3003.dwg USER: CSTELEA
 DATE: Aug 14, 2006 2:59pm REF: 1-08-S-DET01 1-08-S-DET01 1-08-cobdr

DESIGNED BY: Sanchez, Fabio - 07/06
 DRAWN BY: Stelea, Ciprian - 07/06
 CHECKED BY: Sheikh, Salahuddin - 07/06



ORANGE COUNTY
SANITATION DISTRICT

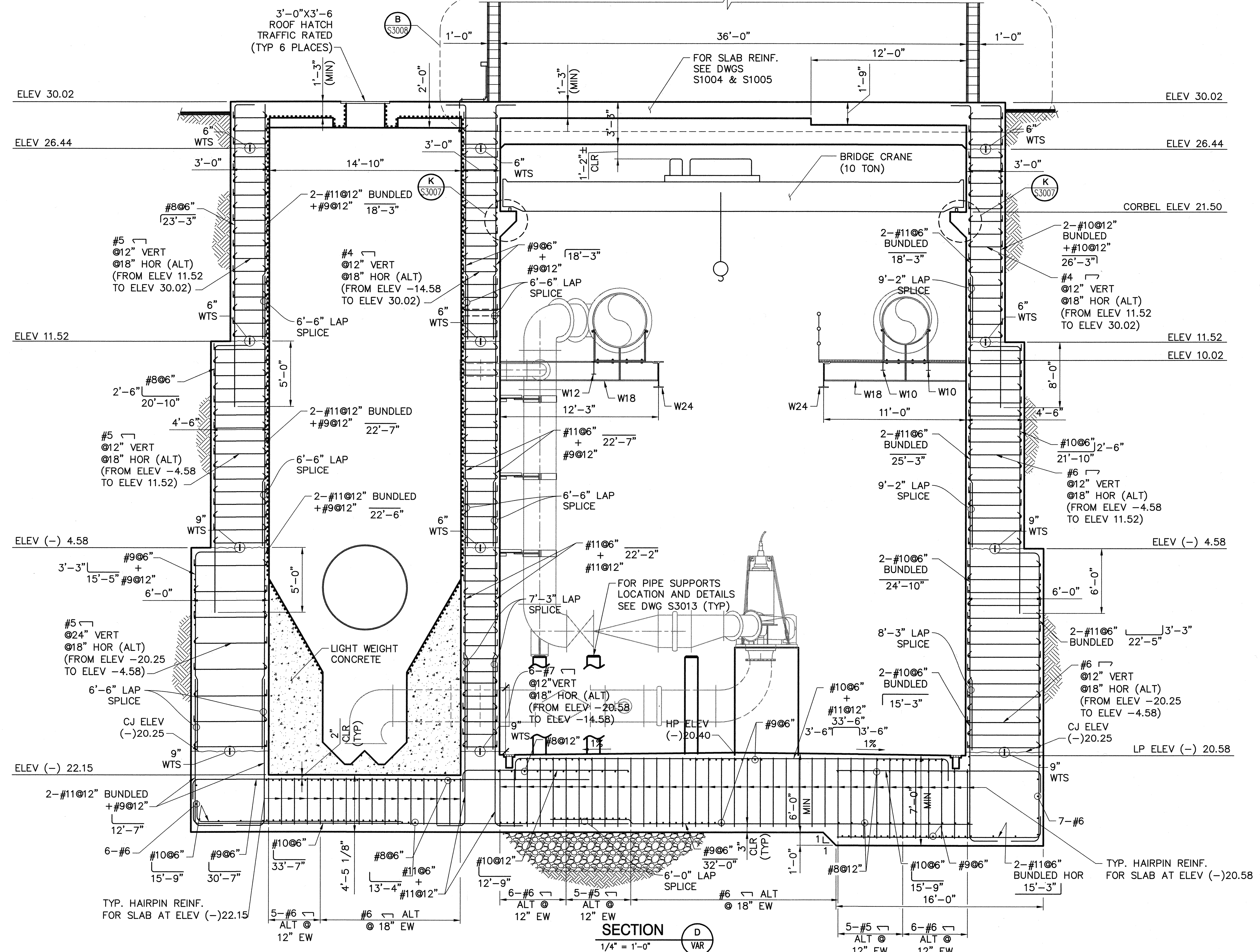
REPLACEMENT OF THE
 ELLIS AVENUE PUMP STATION
 TRANSVERSE SECTION C

JOB NO. I-10
 CONTRACT NO. I-10B
 DRAWING NO. S3003
 35 OF 190

MARK	DESCRIPTION	DATE	APPR.

LINE IS 2 INCHES
 AT FULL SIZE
 (IF NOT 2"-SCALE ACCORDINGLY)

A
B
C
D
E
F





SECTION D
1/4" = 1'-0"

SCALE: 1/4" = 1'-0"

DWG: H:\pda\10102765\CADD\Struc\1-108\105-3\STRUCT\1-108-S3004.dwg
 DATE: Aug 14, 2006 2:59pm
 USER: CSTELEA
 1-108-M-DELO1 1-108-00BDR

DESIGNED BY: Sanchez, Fabio - 07/06
 DRAWN BY: Stelea, Ciprian - 07/06
 CHECKED BY: Sheikh, Salahuddin - 07/06



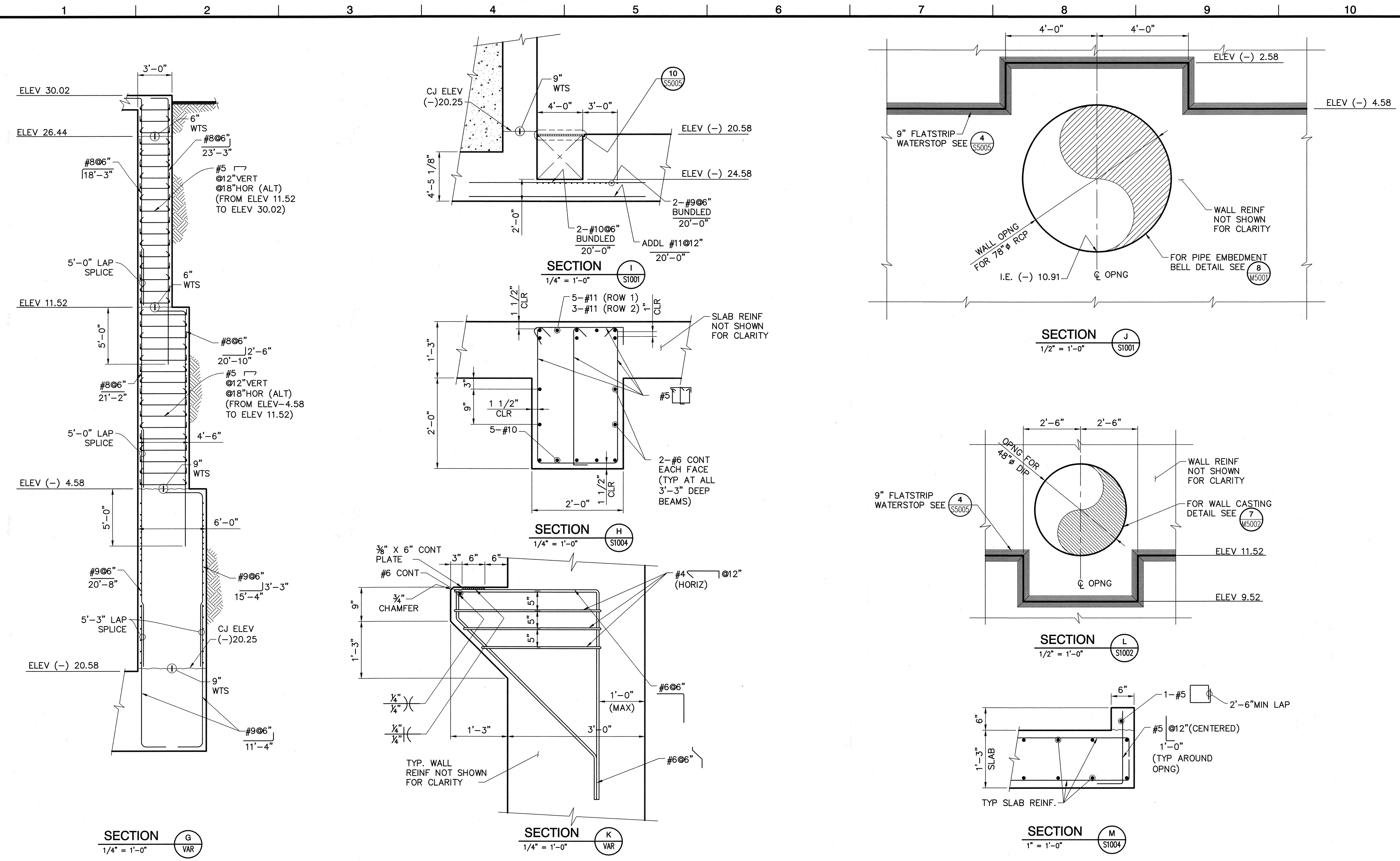
ORANGE COUNTY
SANITATION DISTRICT

REPLACEMENT OF THE
 ELLIS AVENUE PUMP STATION
 TRANSVERSE SECTION D

JOB NO. 1-10
 CONTRACT NO. 1-10B
 DRAWING NO. S3004
 36 OF 190

MARK	DESCRIPTION	DATE	APPR.

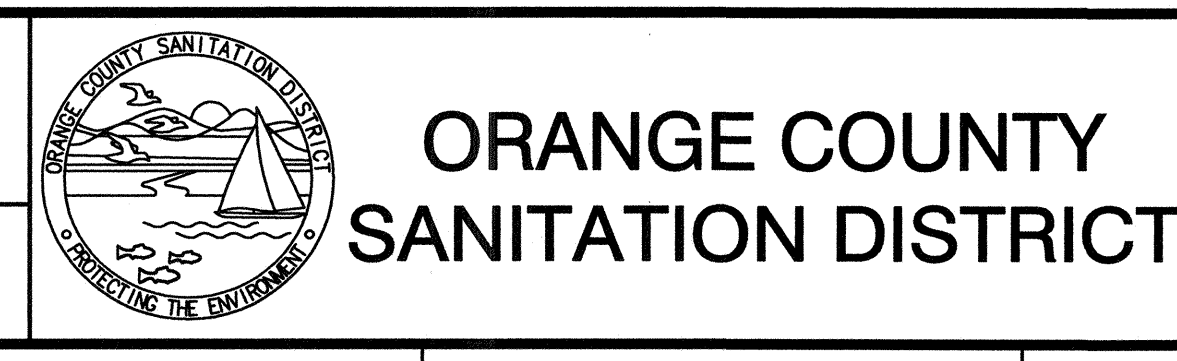

LINE IS 2 INCHES
 AT FULL SIZE
 (IF NOT 2"-SCALE ACCORDINGLY)



DWS: H:\pdr\10100788\CADD\SHA\1-10B-100-05-3\STRUCT\1-10B-S3007.dwg USER: CATELEA
 DATE: Aug 14, 2008 2:00pm REF: 1-10B-S-DET01 1-10B-S-DET01 1-10B-S-DET03

MARK	DESCRIPTION	DATE	APPR.

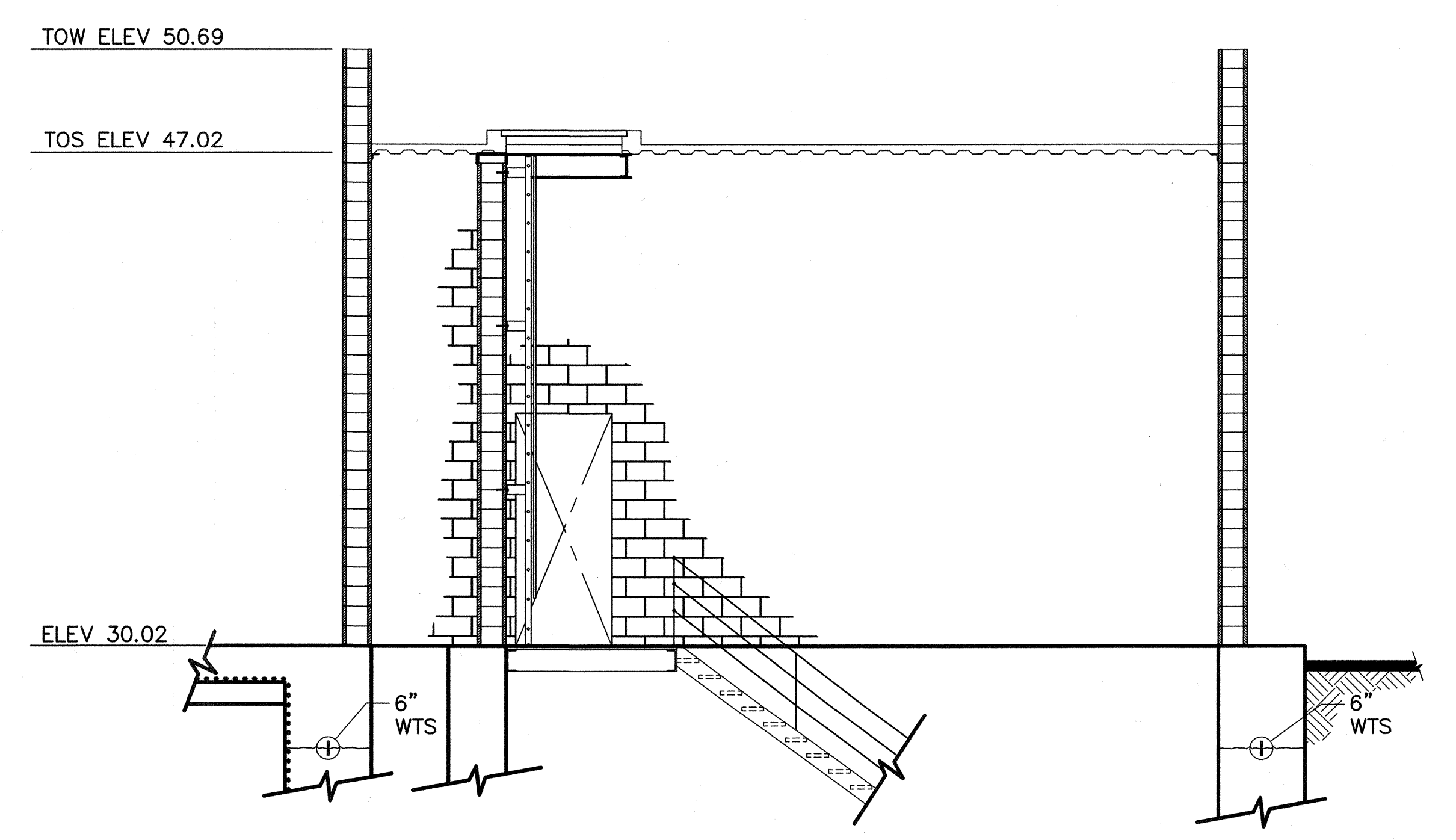
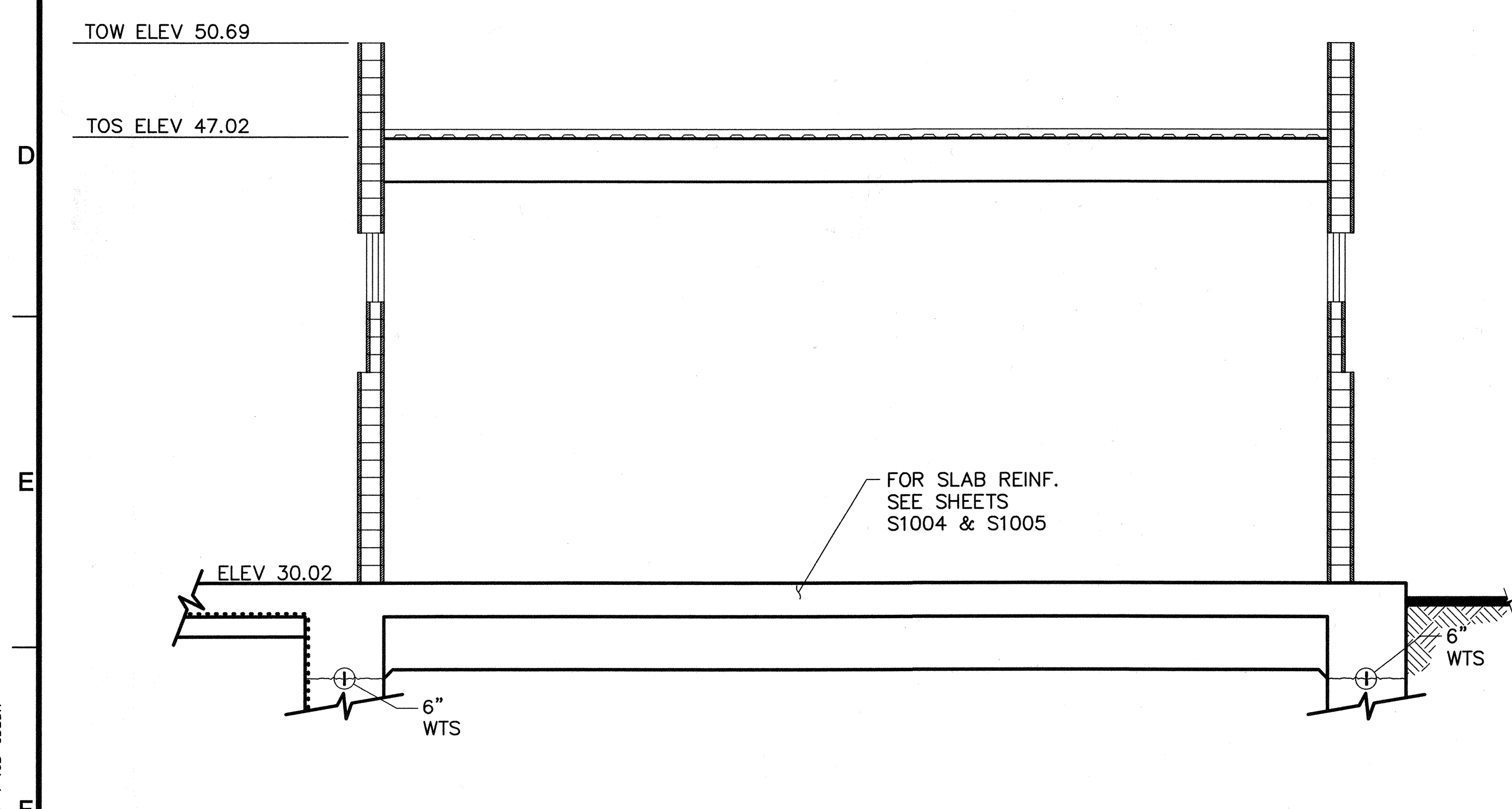
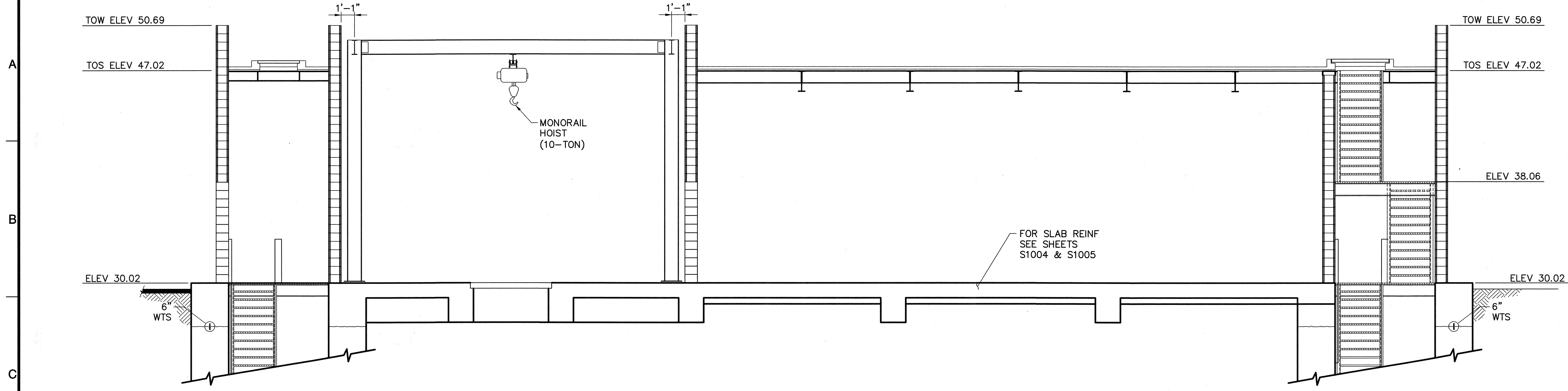
DESIGNED BY: Sanchez, Fabio - 07/06
 DRAWN BY: Stelea, Ciprian - 07/06
 CHECKED BY: Sheikh, Salahuddin - 07/06
 LINE IS 2 INCHES AT FULL SIZE
 (IF NOT 2"=SCALE ACCORDINGLY)



REPLACEMENT OF THE ELLIS AVENUE PUMP STATION
MISCELLANEOUS SECTIONS
S3007

JOB NO. 1-10
 CONTRACT NO. 1-10B
 DRAWING NO. S3007
 39 OF 190

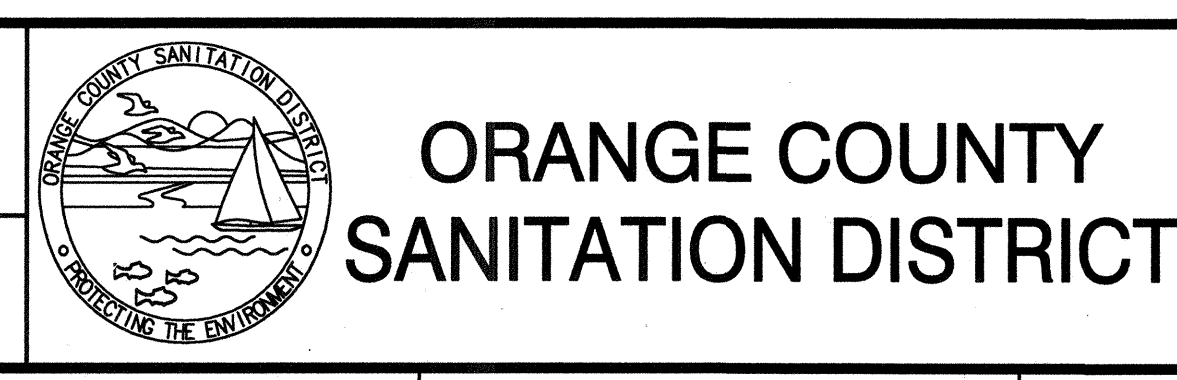

1 2 3 4 5 6 7 8 9 10



USER: CSTELEA
 DWG: H:\projects\10102785\CADD\Struct\1-10B-S-SECTION\1-10B-S3008.dwg
 DATE: Aug 14, 2006 3:00pm
 XREFS: 1-10B-S-SECTION 1-10B-GDRR

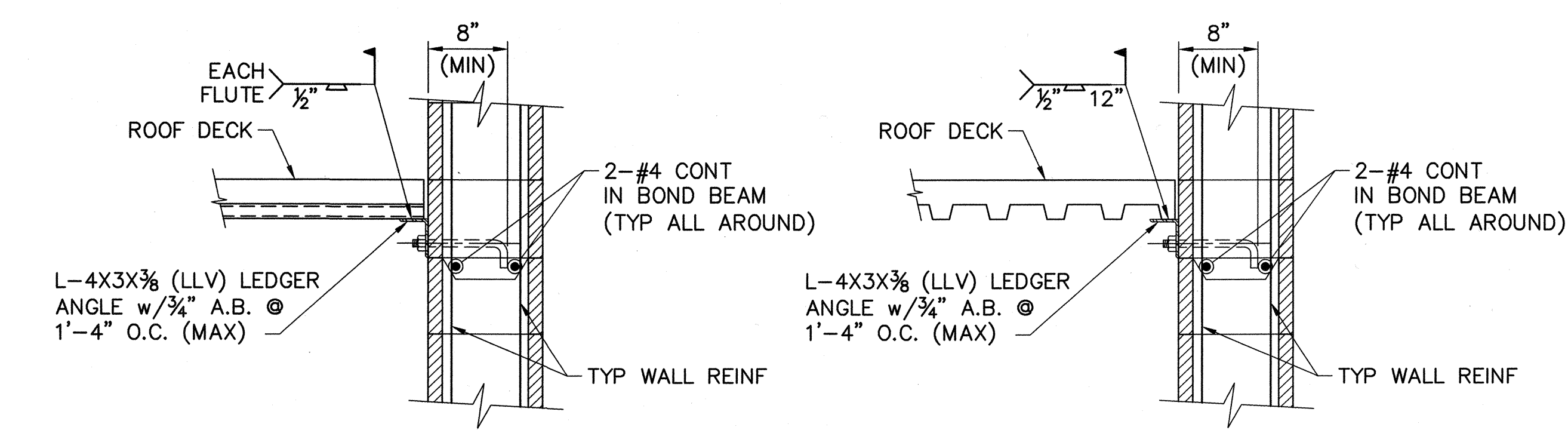
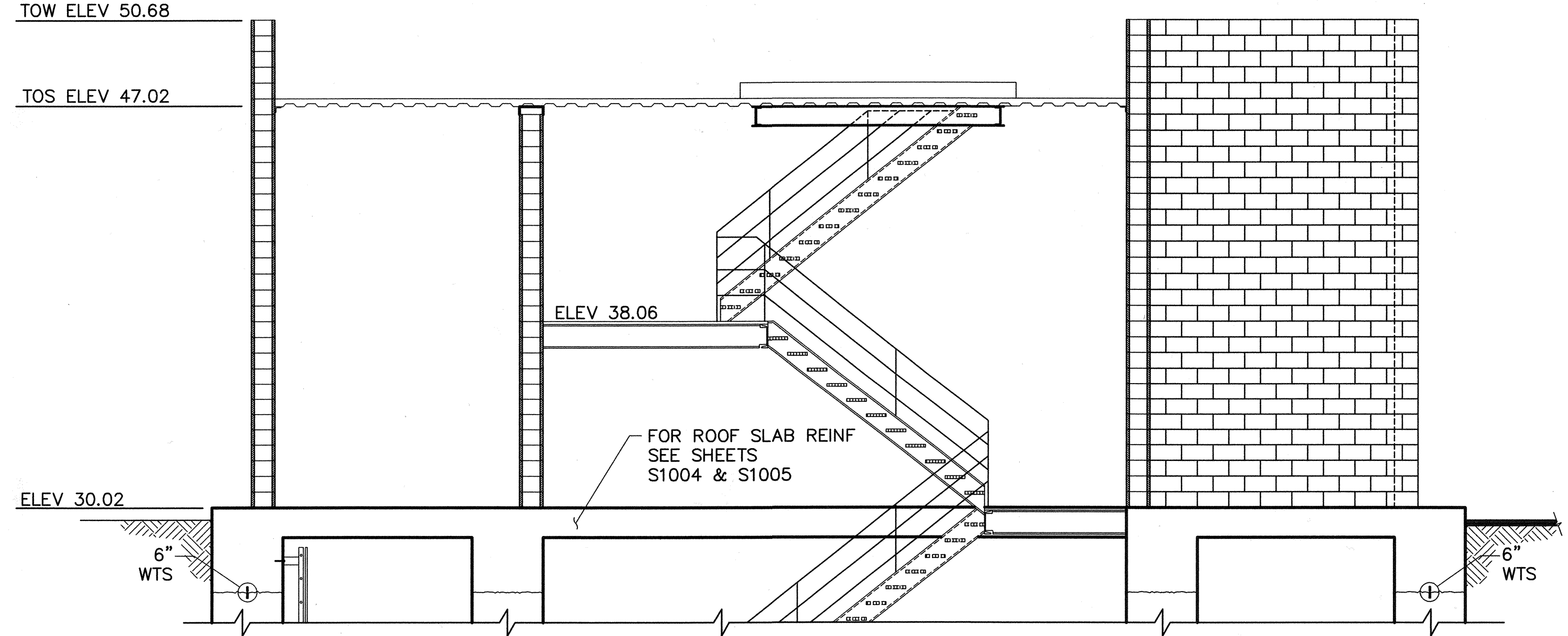
MARK	DESCRIPTION	DATE	APPR.

DESIGNED BY: Duose, Kwasi - 07/06
 DRAWN BY: Stelea, Ciprian - 07/06
 CHECKED BY: Sheikh, Salahuddin - 07/06
 LINE IS 2 INCHES AT FULL SIZE (IF NOT 2"=SCALE ACCORDINGLY)



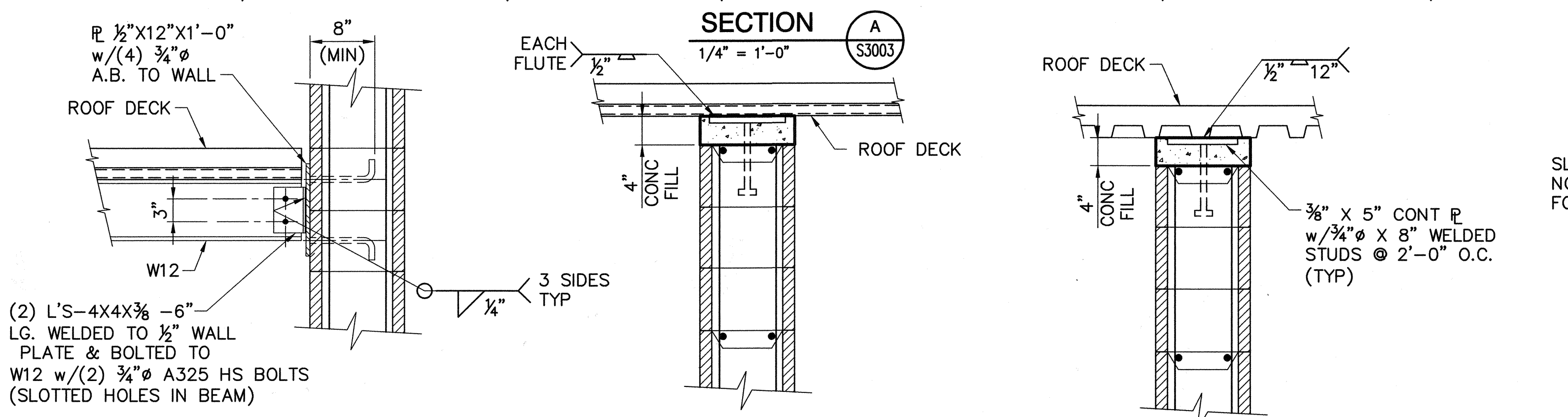
REPLACEMENT OF THE ELLIS AVENUE PUMP STATION
 ELECTRICAL ROOM-SECTIONS
 SHEET 1

JOB NO. I-10
 CONTRACT NO. I-10B
 DRAWING NO. S3008
 40 OF 190



SECTION B
1/4" = 1'-0" S1007

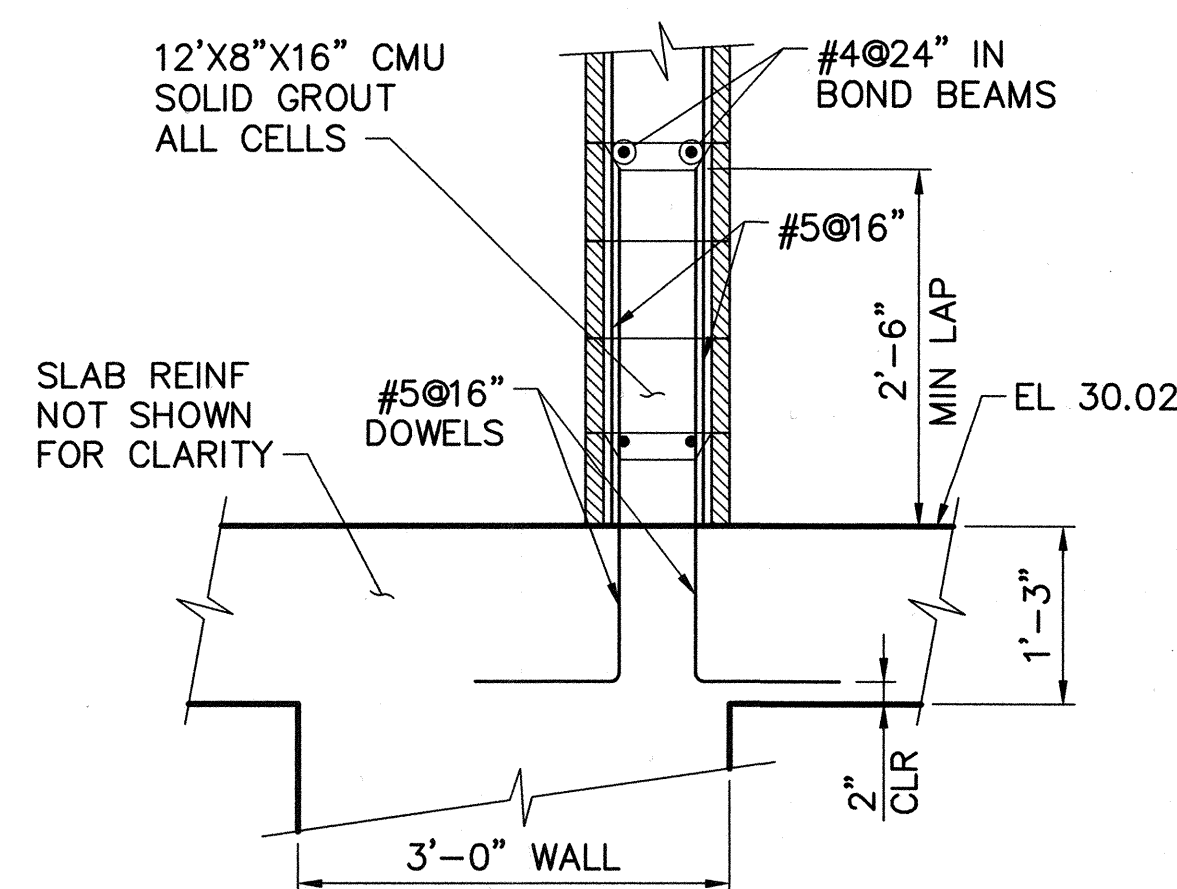
SECTION C
1/4" = 1'-0" S1007



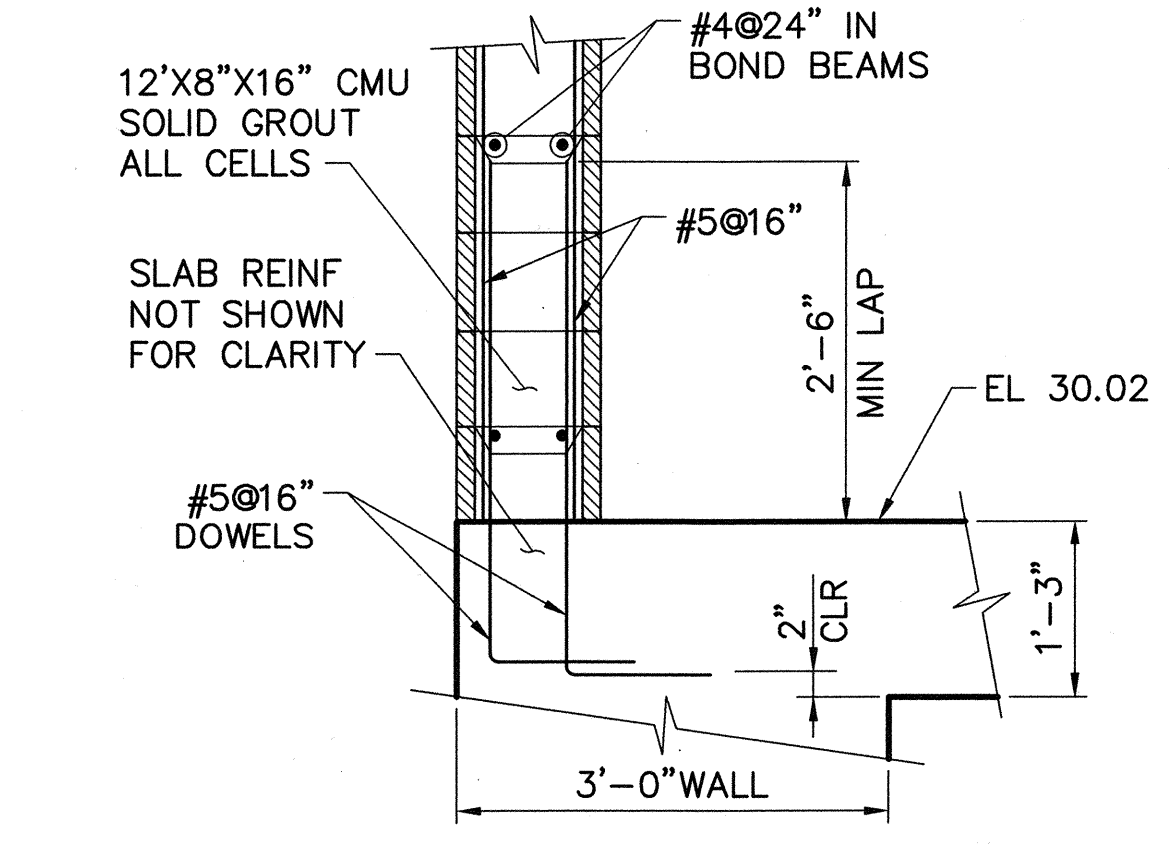
SECTION D
1/4" = 1'-0" S1007

SECTION E
1/4" = 1'-0" S1007

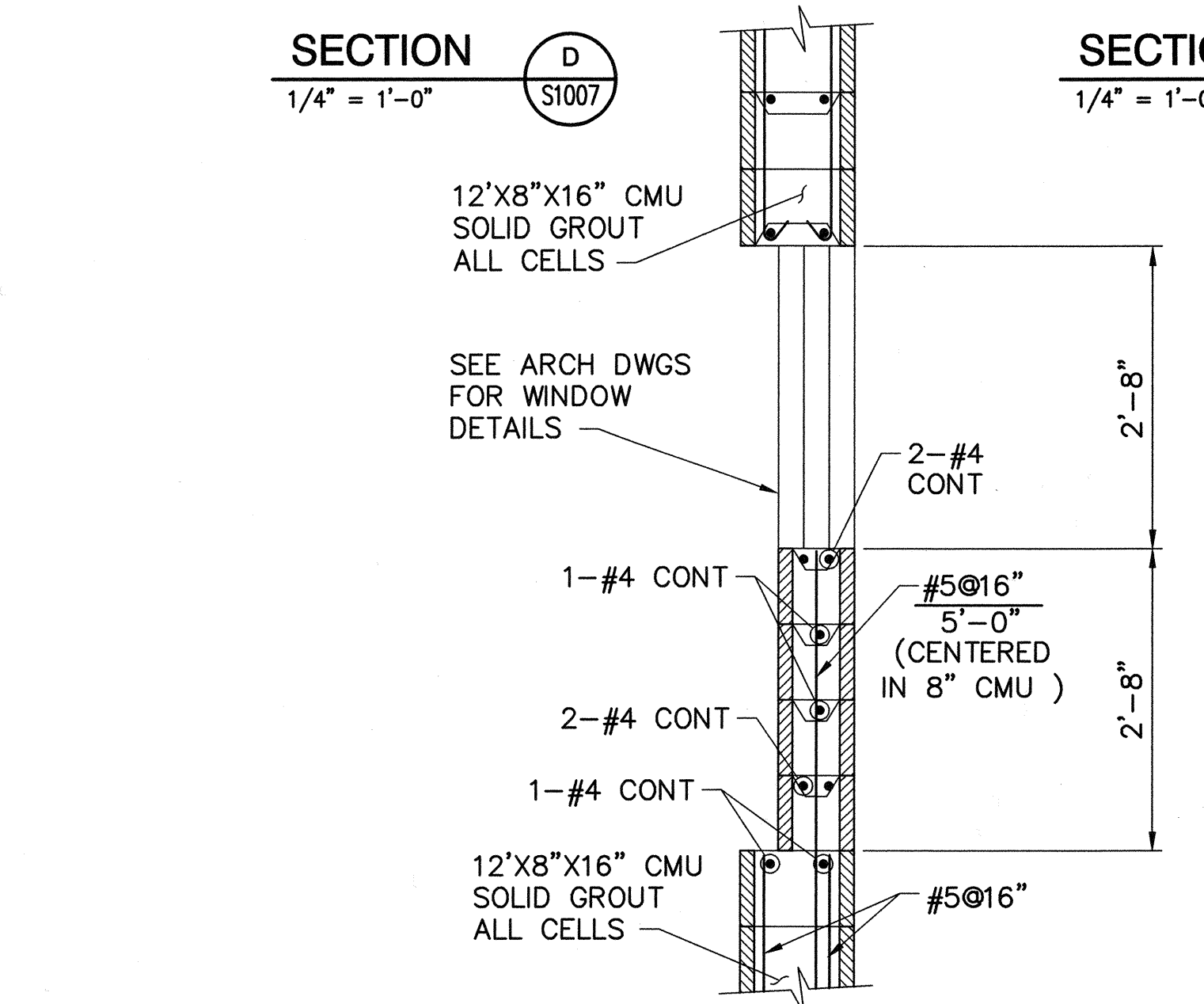
SECTION F
1/4" = 1'-0" S1007



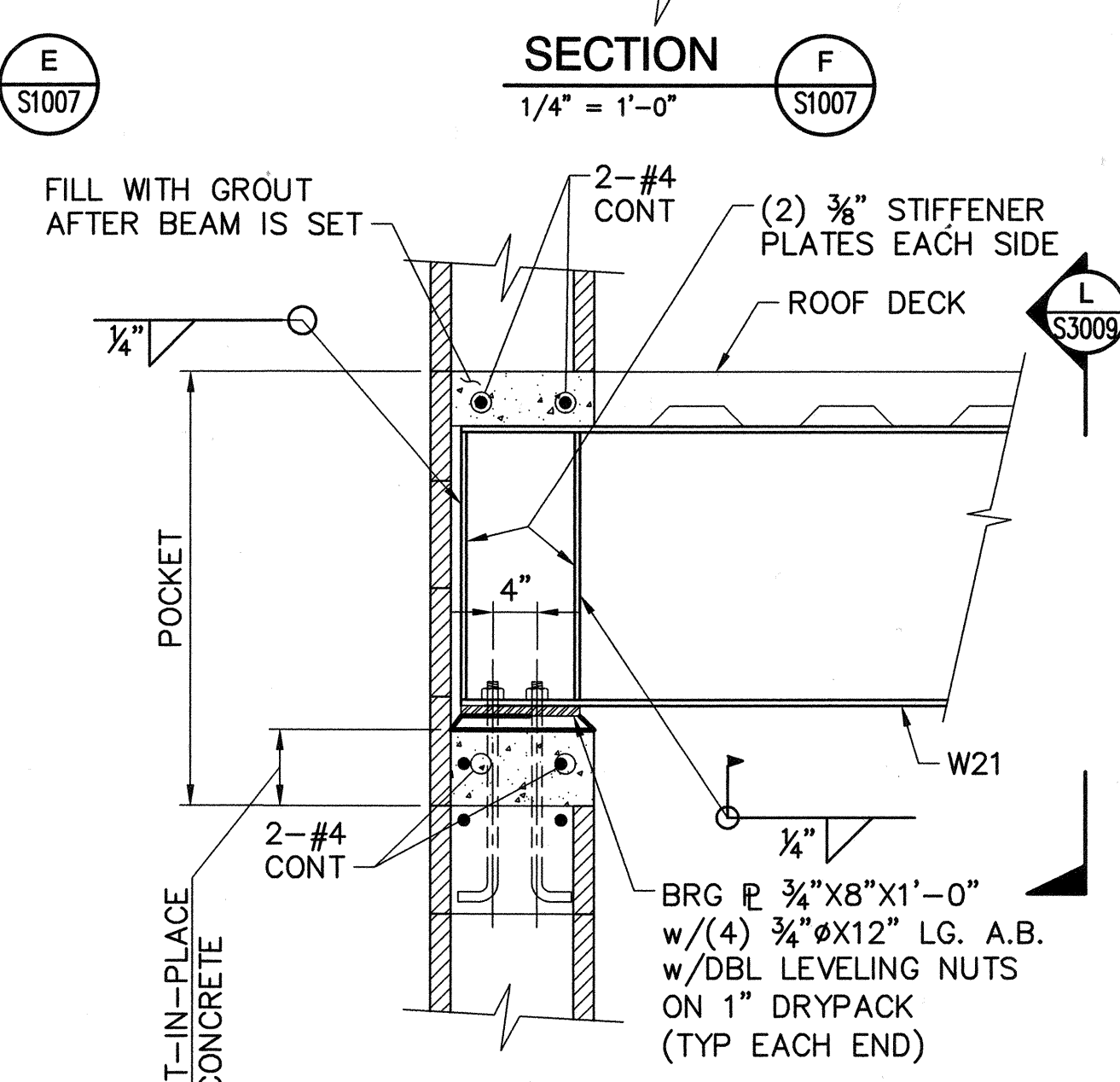
SECTION G
3/4" = 1'-0" S1004



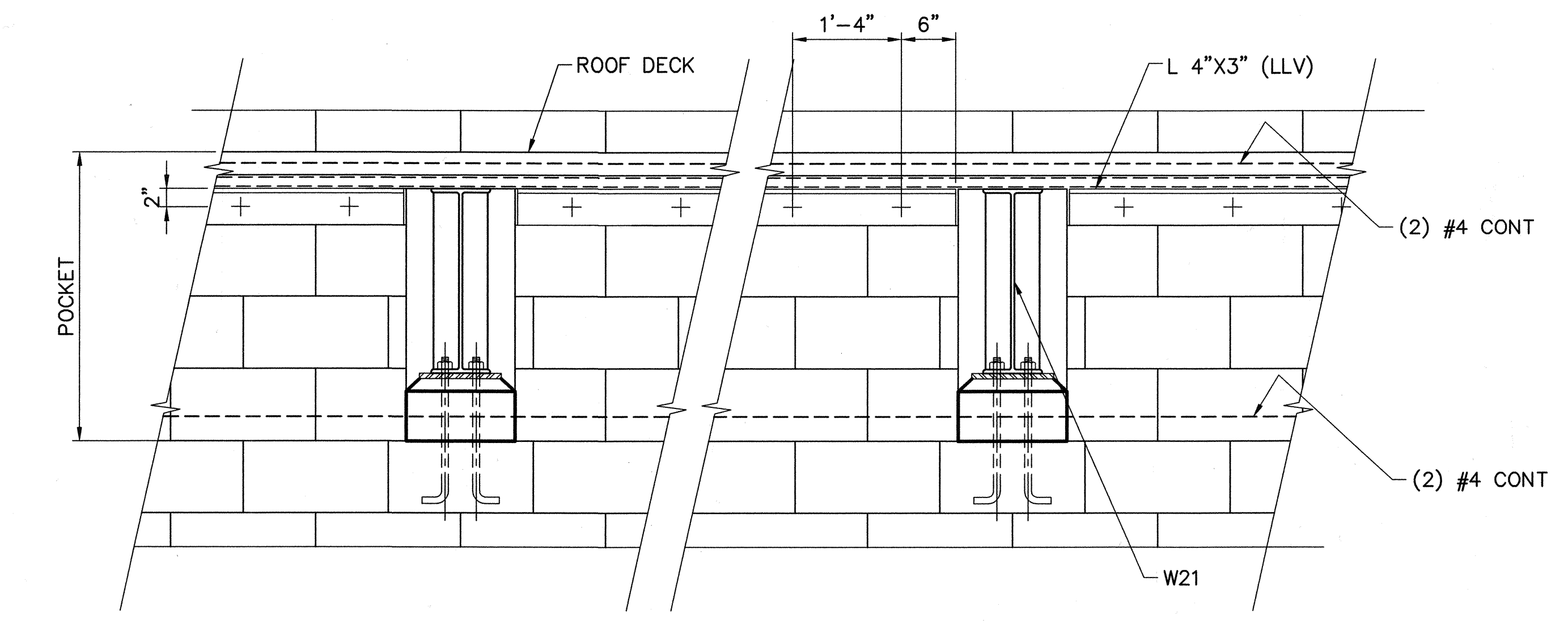
SECTION H
3/4" = 1'-0" S1004



SECTION I
1/4" = 1'-0" S1006



SECTION K
1/4" = 1'-0" S1007





SECTION L
1/4" = 1'-0" S3009

DNS: H:\pdr\10102785\CADD\Sheets\1-10B\10B-S3009.dwg USER: CSTELLEA
 DATE: Aug 14, 2008 2:09pm PLOT: 10B-S3009.dwg PLOT: 10B-S3009.dwg

MARK	DESCRIPTION	DATE	APPR.

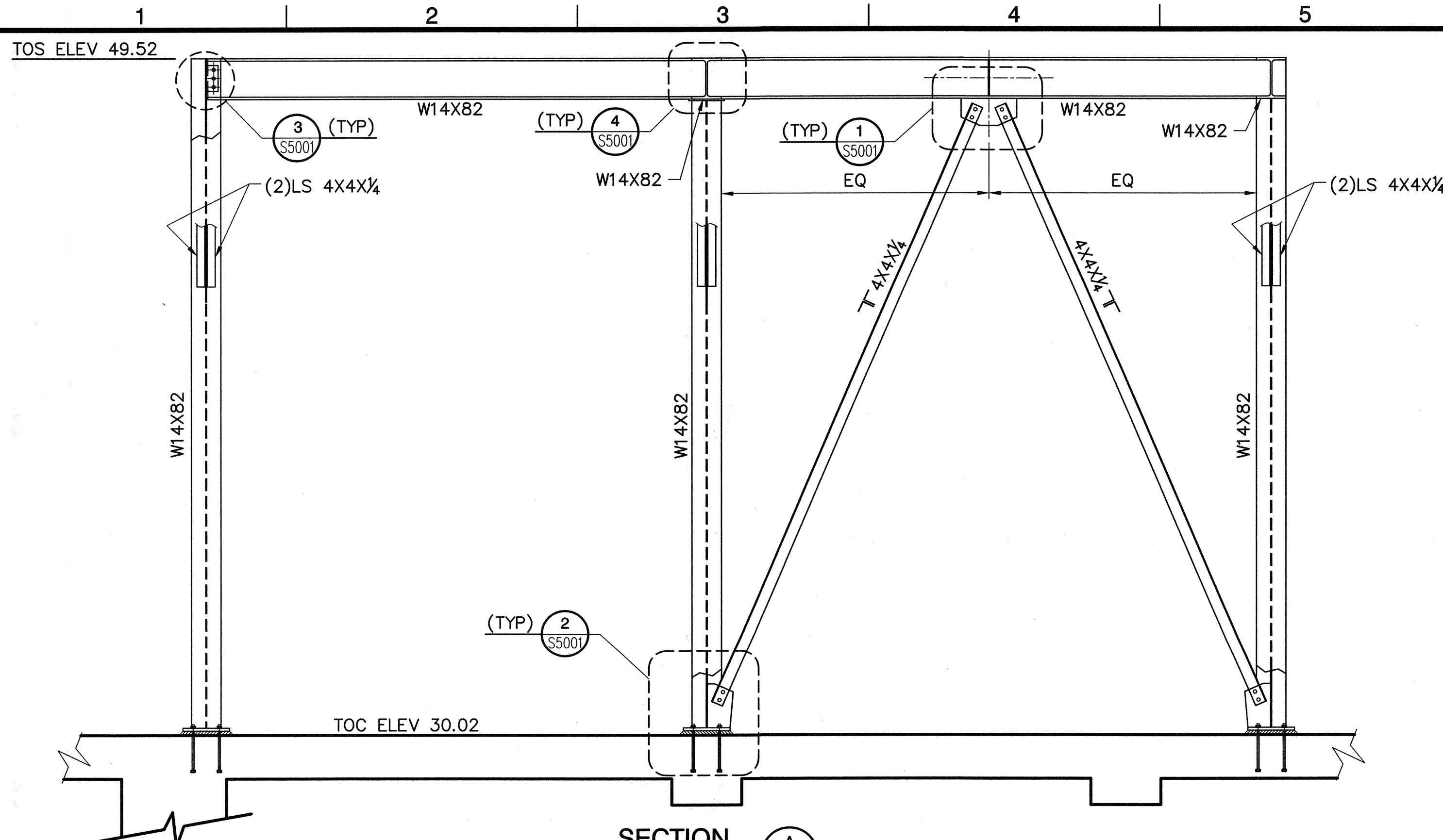
DESIGNED BY: Duose, Kwasi - 07/06
 DRAWN BY: Stelea, Ciprian - 07/06
 CHECKED BY: Sheikh, Salahuddin - 07/06
 LINE IS 2 INCHES
 AT FULL SIZE
 (IF NOT 2" - SCALE ACCORDINGLY)



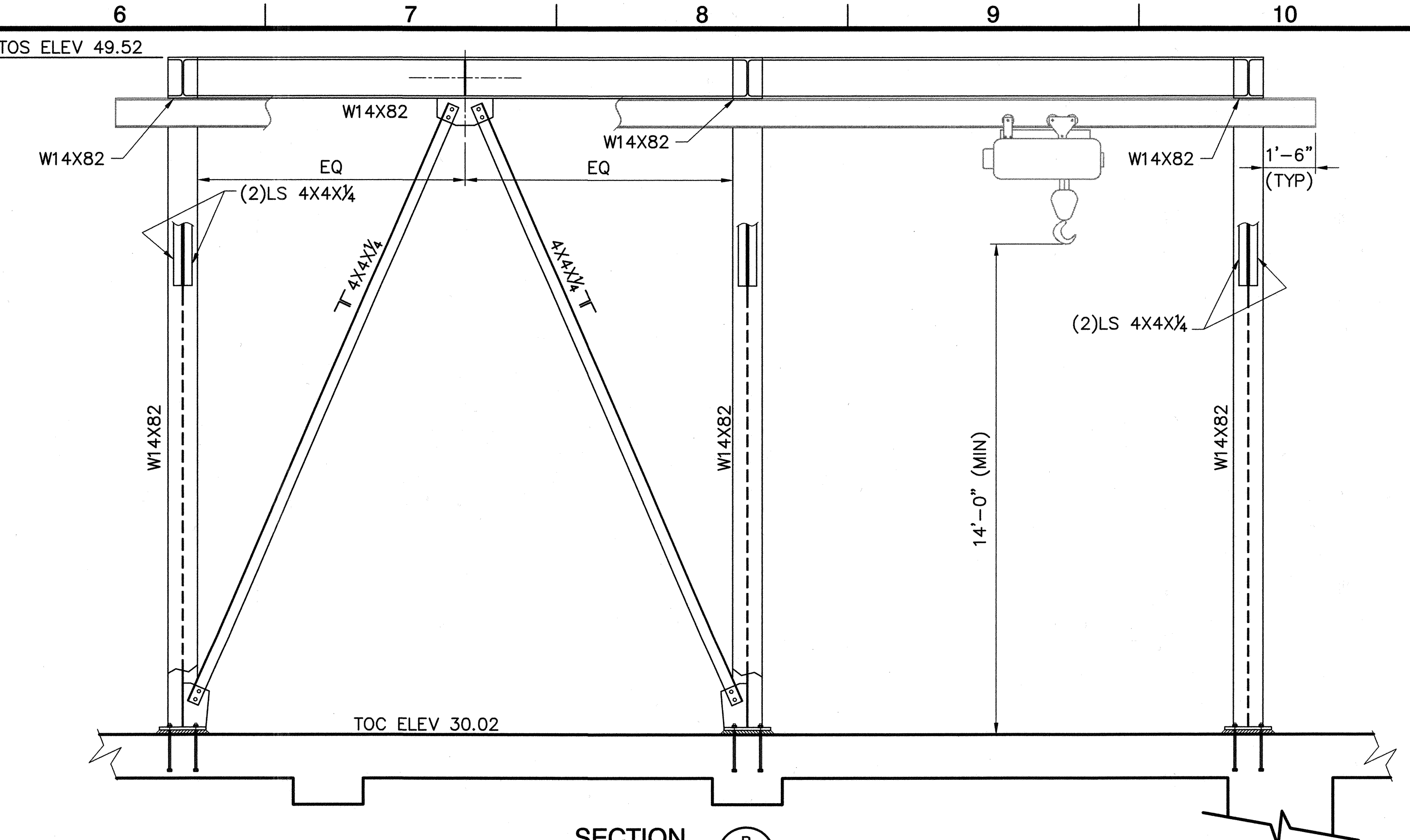
**ORANGE COUNTY
SANITATION DISTRICT**

REPLACEMENT OF THE
 ELLIS AVENUE PUMP STATION
**ELECTRICAL ROOM-SECTIONS
 SHEET 2**

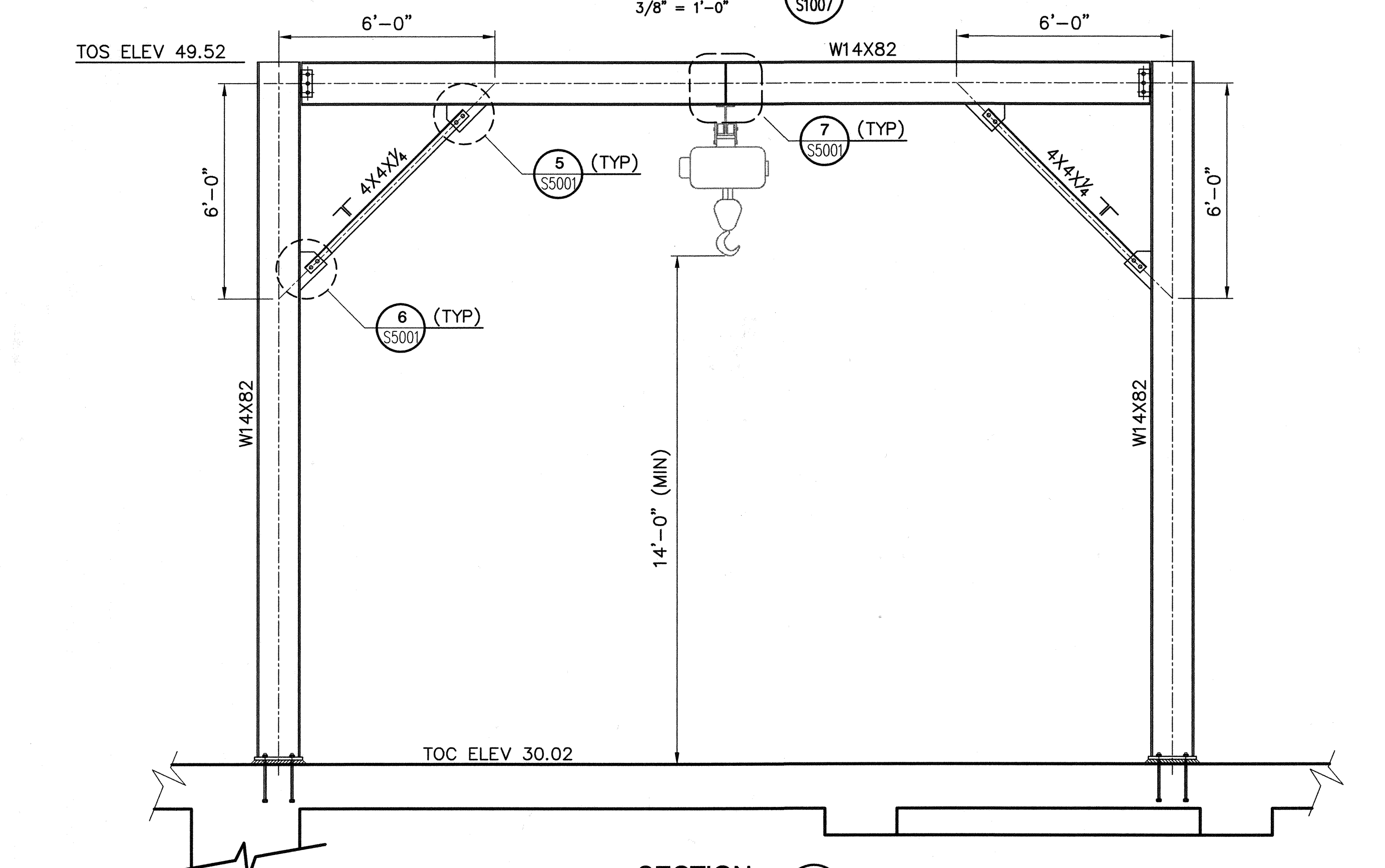
JOB NO. I-10
 CONTRACT NO. I-10B
 DRAWING NO. **S3009**
 41 OF 190



SECTION A
3/8" = 1'-0" S1007



SECTION B
3/8" = 1'-0" S1007




SECTION C
3/8" = 1'-0" S1007

DWS: H:\pda\10102785\CADD\Struct\1-08\DS-3\STRUCT\1-08-S3010.dwg
 DATE: Aug 15, 2006 10:18am XREFS: 1-08-S-SECT02 1-08-GDBOR
 USER: CSTELEA

MARK	DESCRIPTION	DATE	APPR.

DESIGNED BY: Duose, Kwasi - 07/06
 DRAWN BY: Stelea, Ciprian - 07/06
 CHECKED BY: Sheikh, Salahuddin - 07/06
 LINE IS 2 INCHES
 AT FULL SIZE
 (IF NOT 2"-SCALE ACCORDINGLY)

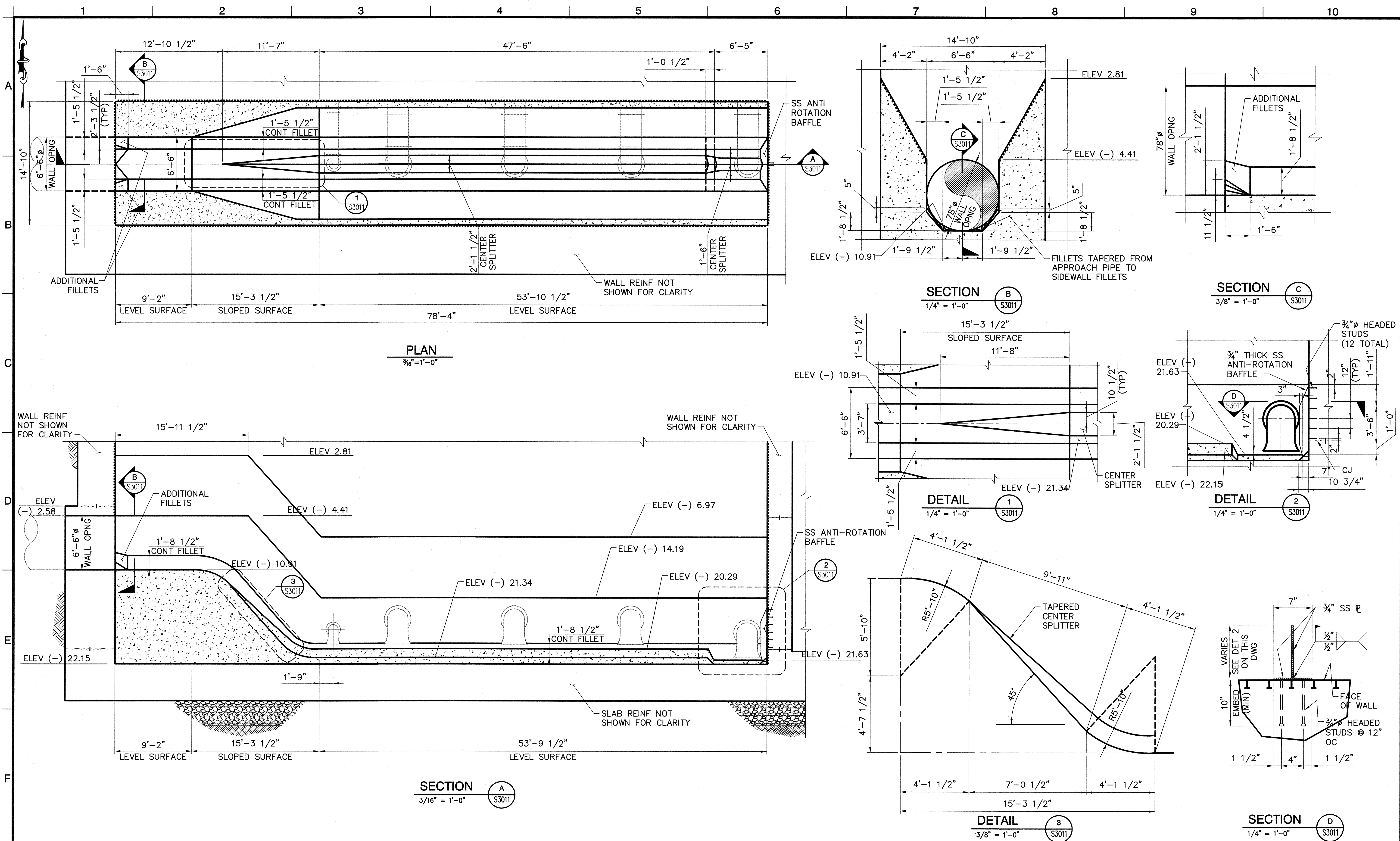


ORANGE COUNTY
 SANITATION DISTRICT

REPLACEMENT OF THE
 ELLIS AVENUE PUMP STATION
 MONORAIL SUPPORT FRAMING
 SECTIONS


JOB NO. I-10
 CONTRACT NO. I-10B
 DRAWING NO. S3010
 42 OF 190

DWG: H:\pdata\10102785\CAAD\Struct\1-108\VS-3\STRUCT\1-108-S3011.dwg USER: CSTELEA
 DATE: Aug 14, 2006 3:00pm XREFS: 1-108-S-FN01 1-108-S-DET04 1-108-S-DET01 1-108-M-PLAN01



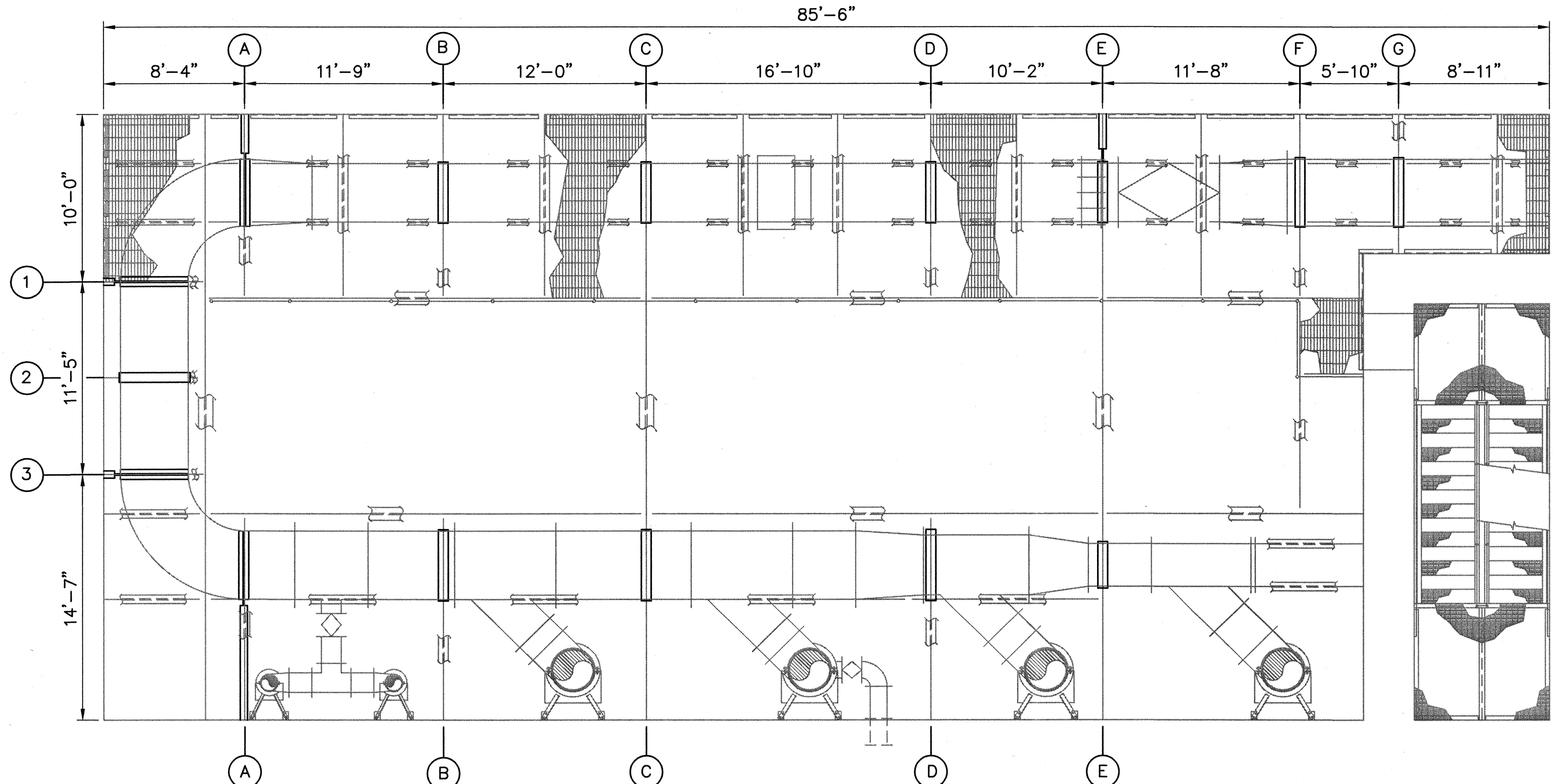
MARK	DESCRIPTION	DATE	APPR.

DESIGNED BY: MPI - 07/06
 DRAWN BY: Stelea, Ciprian - 07/06
 CHECKED BY: Sheikh, Salahuddin - 07/06
 LINE IS 2 INCHES AT FULL SIZE (IF NOT 2" - SCALE ACCORDINGLY)

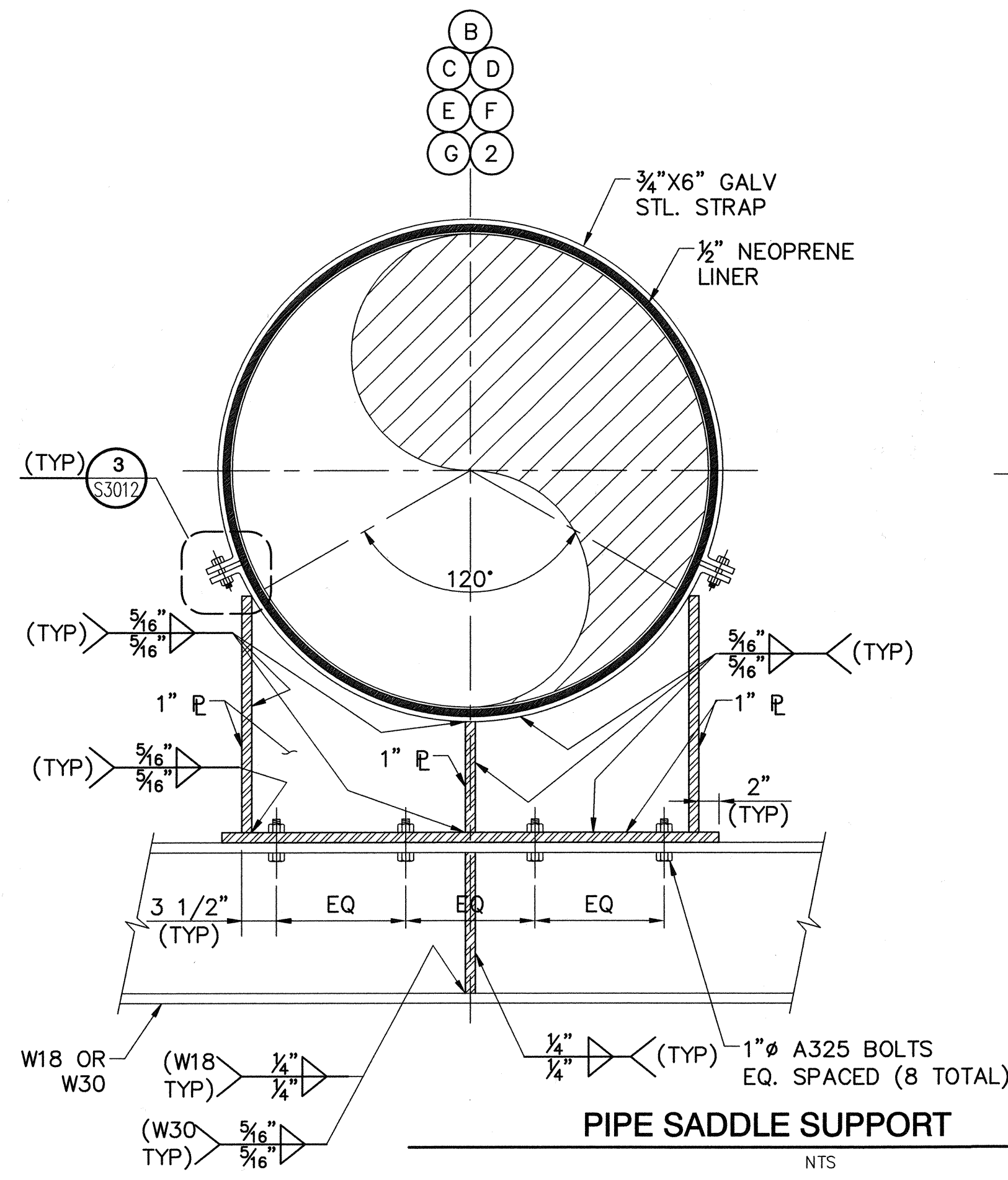
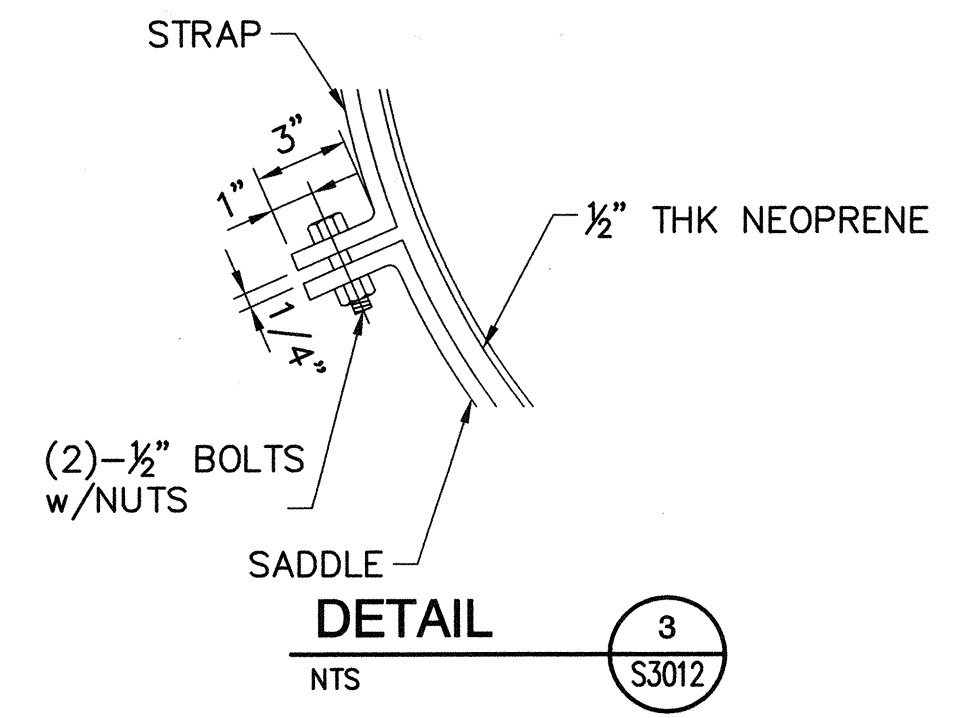


ORANGE COUNTY SANITATION DISTRICT
 REPLACEMENT OF THE ELLIS AVENUE PUMP STATION
WET WELL PLAN, SECTIONS AND DETAILS

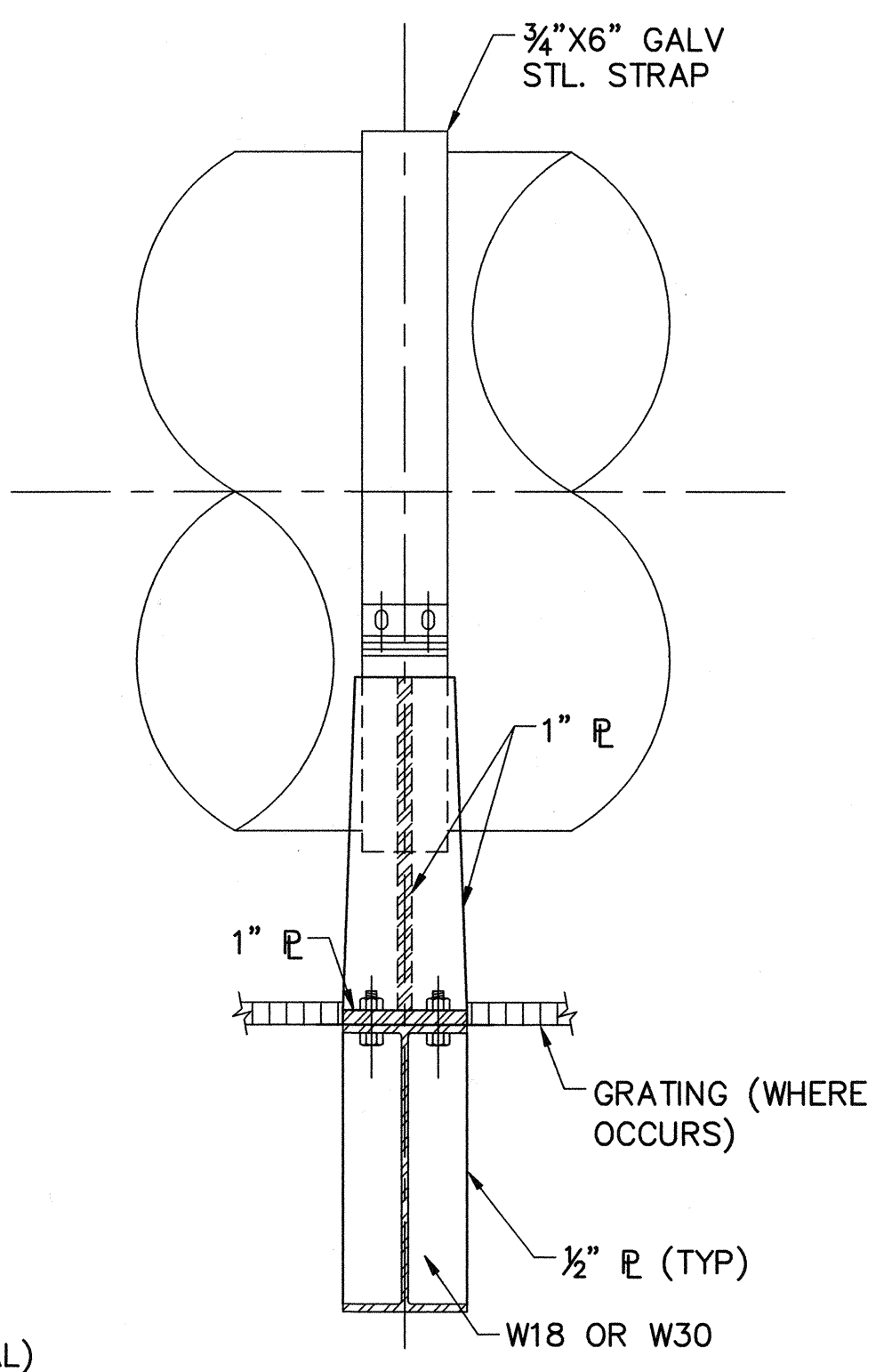
JOB NO. I-10
 CONTRACT NO. I-10B
 DRAWING NO. **S3011**
 43 OF 190



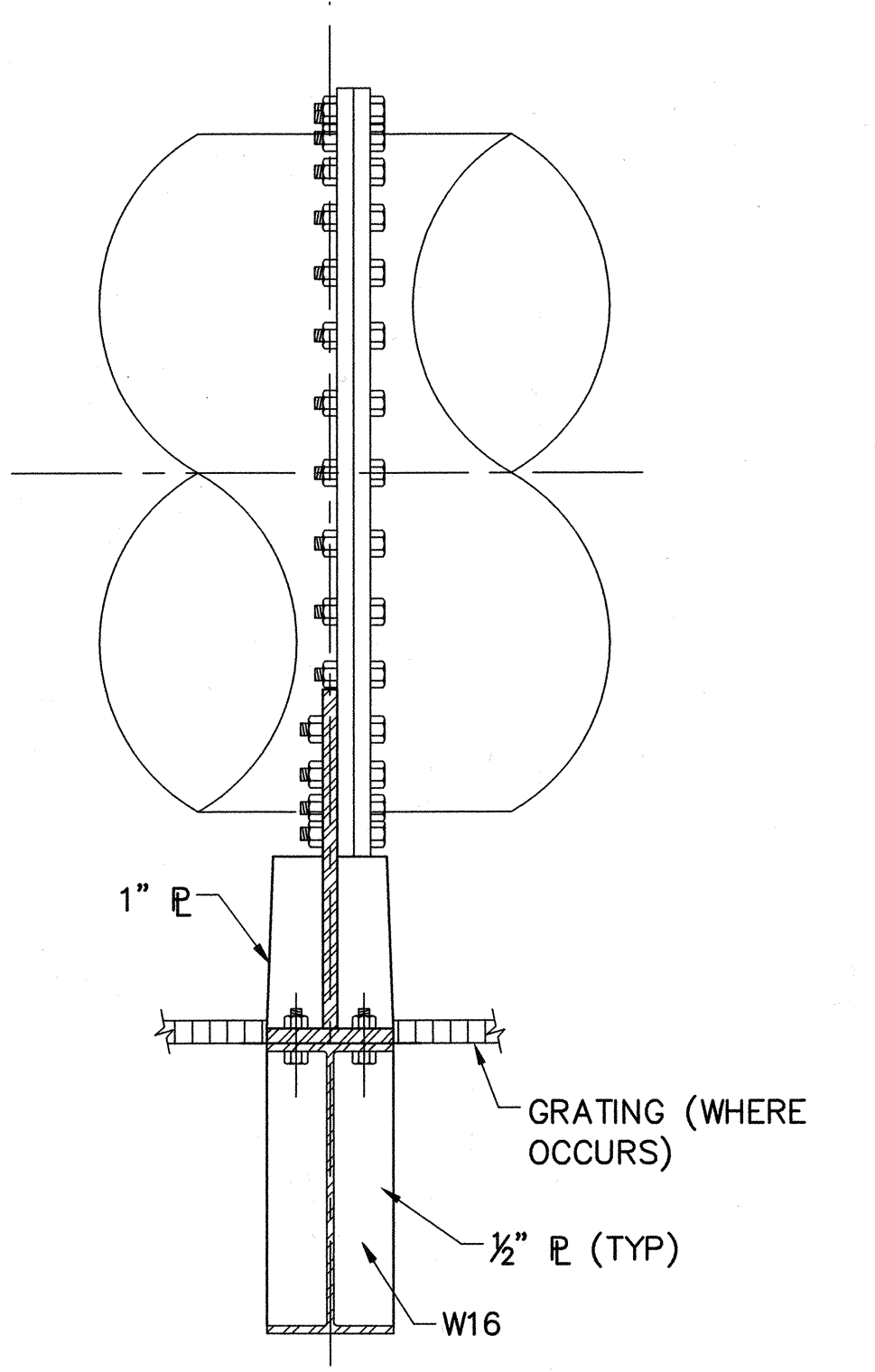
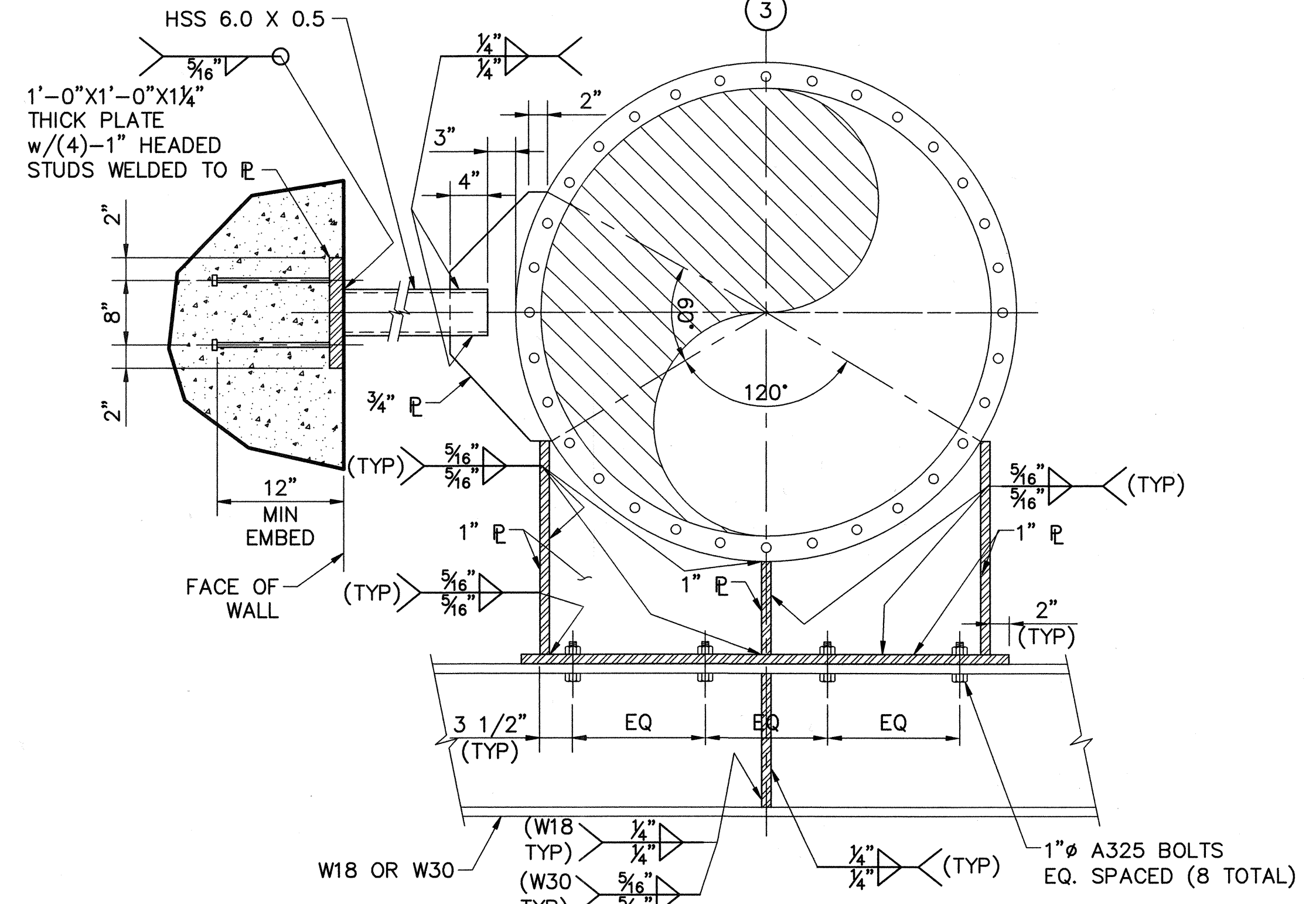
PLAN - PIPE SUPPORTS @ MEZZANINE
 $\frac{3}{16}'' = 1'-0''$



PIPE SADDLE SUPPORT
 NTS




PIPE FLANGE SUPPORT WITH LATERAL RESTRAINT
 NTS



DWG: H:\pdr\10102785\CADD\Struct\1-10B\DS-3\STRUCT\1-10B-S3012.dwg USER: CSTELEA
 DATE: Aug 14, 2006 3:00pm XREFS: 1-10B-S-PLAN01 1-10B-S-DETL05 1-10B-M-PLAN02

MARK	DESCRIPTION	DATE	APPR.

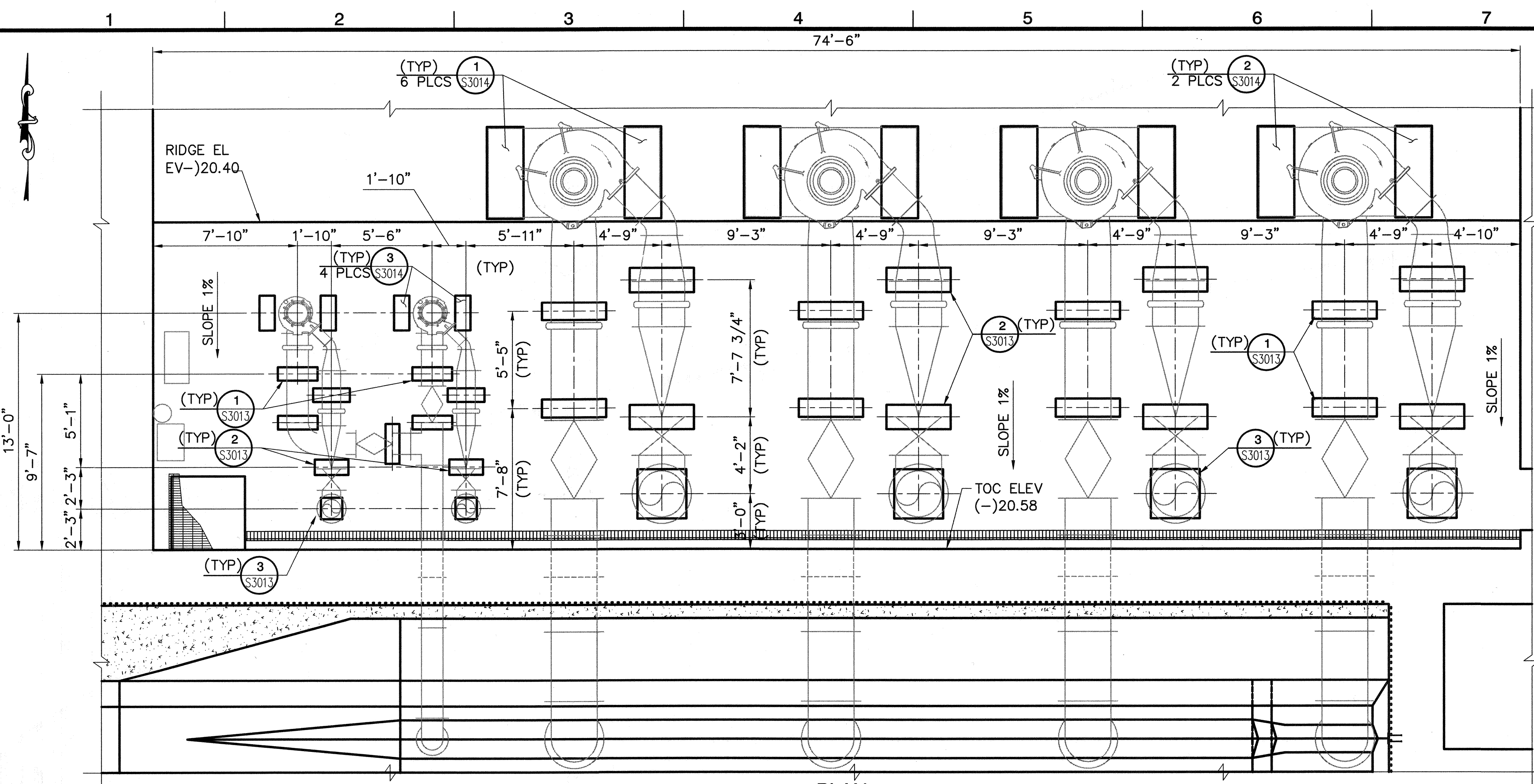
DESIGNED BY: Harden, Chad - 07/06
 DRAWN BY: Stelea, Ciprian - 07/06
 CHECKED BY: Sheikh, Salahuddin - 07/06
 LINE IS 2 INCHES AT FULL SIZE
 (IF NOT 2" - SCALE ACCORDINGLY)



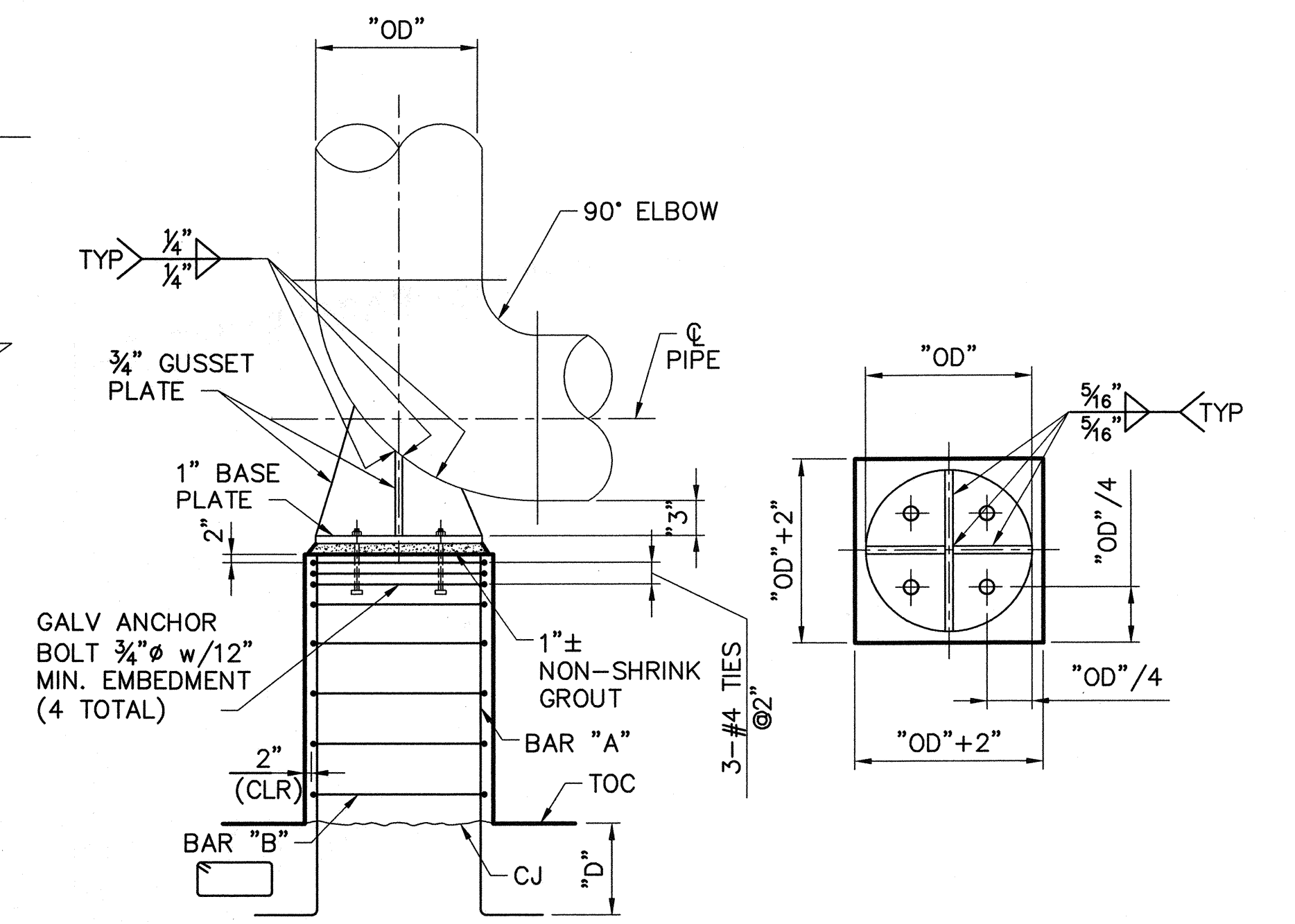
ORANGE COUNTY SANITATION DISTRICT
 PREPARING THE ENVIRONMENT

REPLACEMENT OF THE ELLIS AVENUE PUMP STATION
PIPE SUPPORTS AT MEZZANINE

JOB NO. I-10
 CONTRACT NO. I-10B
 DRAWING NO. **S3012**
 44 OF 190



PLAN
1/4"=1'-0"

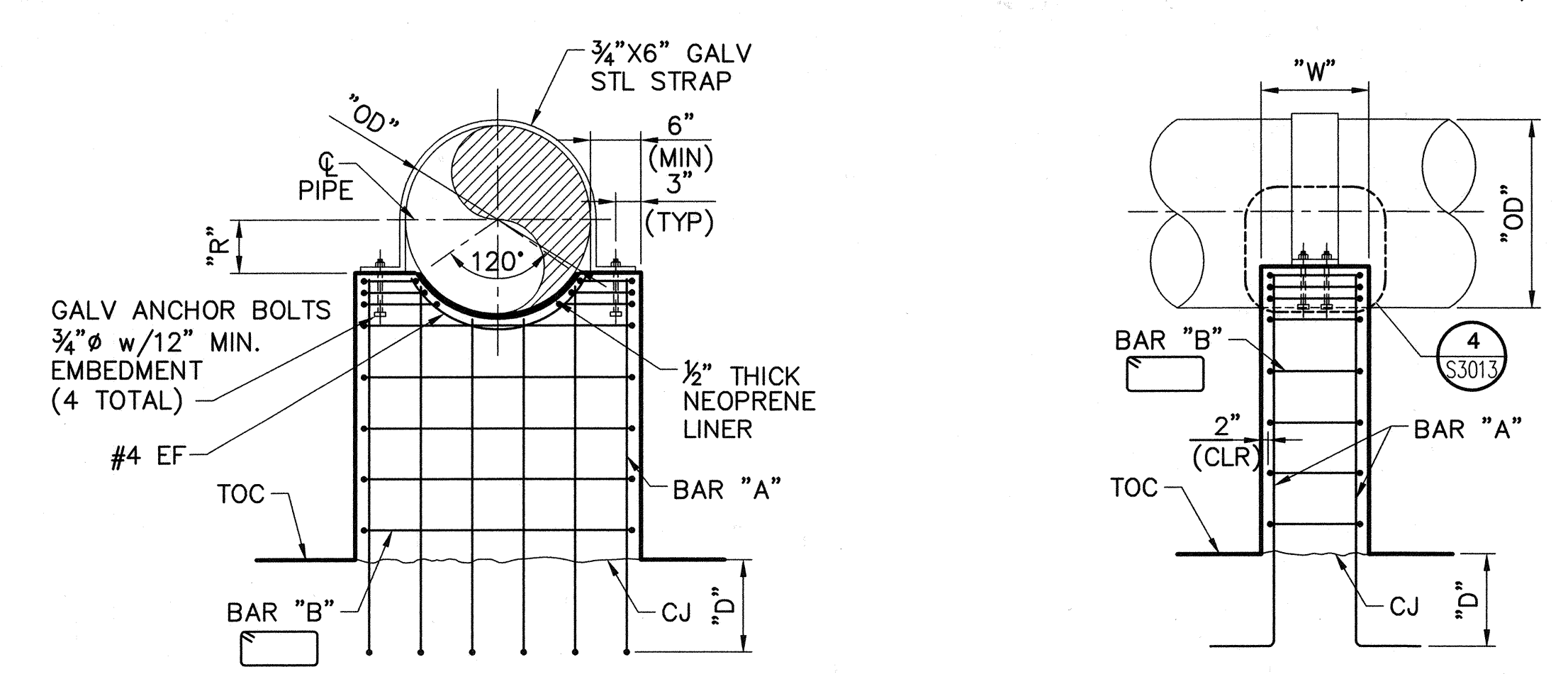


PIPE ELBOW SUPPORT DIMENSIONS			
PIPE SIZE "OD"	"D"	BAR "A"	BAR "B"
12"	12"	4-#6 TOTAL	#4@12"
30"	14"	16-#7 TOTAL	#4@12"

PIPE ELBOW SUPPORT

NTS

3
S3013

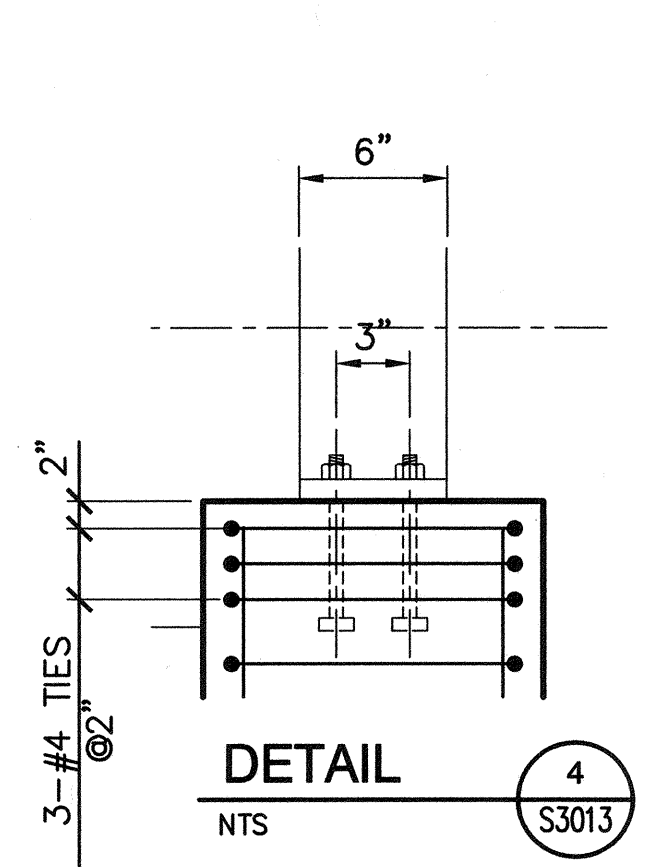


PIPE SADDLE SUPPORT DIMENSIONS				
PIPE SIZE "OD"	"D"	"W"	BAR "A"	BAR "B"
14"	12"	10"	#6@6"	#4@12"
30"	14"	12"	#7@12"	#4@12"

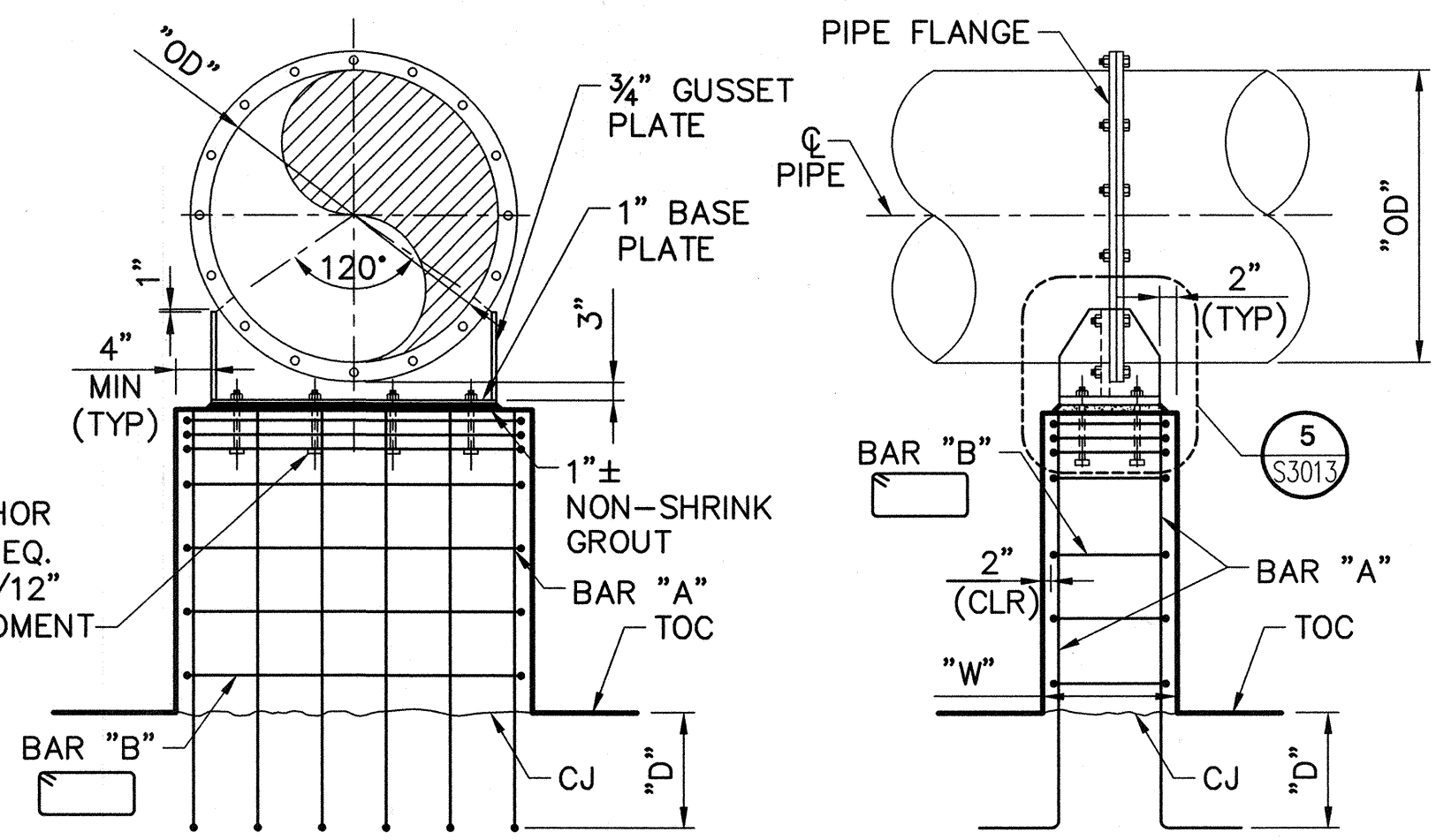
PIPE SADDLE SUPPORT

NTS

1
S3013



NOTE:
VERIFY PIPE SUPPORTS LOCATION AND SIZE WITH PIPING AND EQUIPMENT SHOP DRAWINGS.

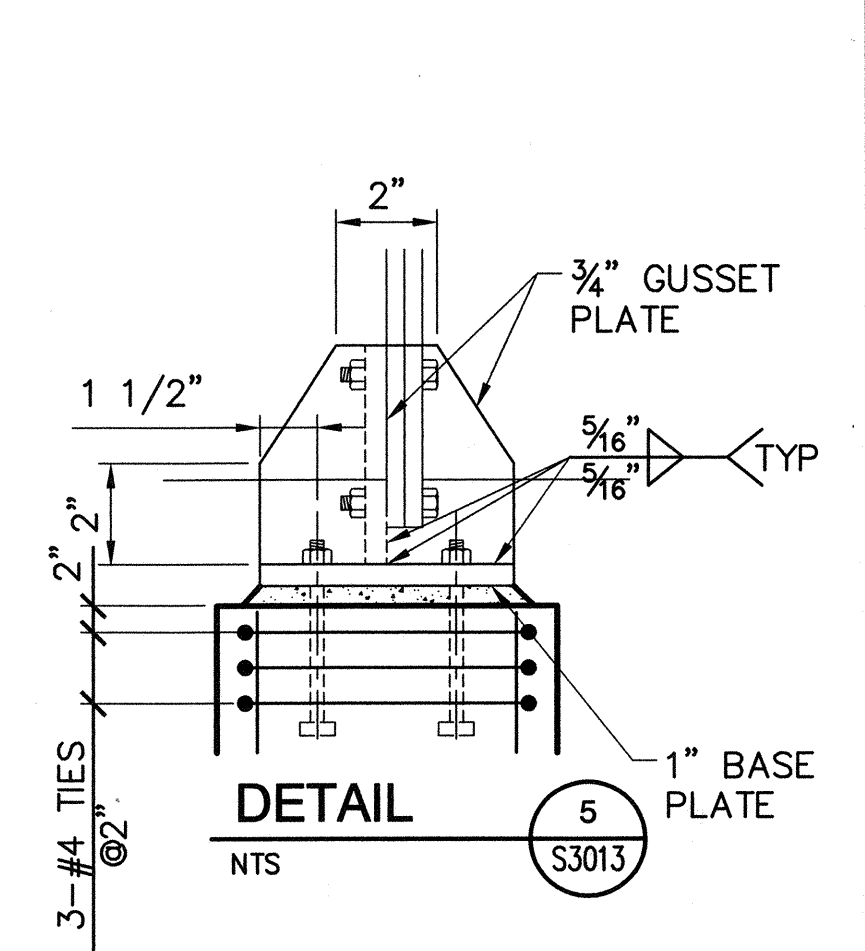


PIPE FLANGE SUPPORT DIMENSIONS					
PIPE SIZE "OD"	"D"	"W"	BAR "A"	BAR "B"	NO. OF ANCHORS
12"	12"	10"	#6@6"	#4@12"	4
30"	14"	16"	#7@6"	#4@12"	8

PIPE FLANGE SUPPORT

NTS

2
S3013



DETAIL



NTS

5
S3013

DWS: H:\pdata\10102785\CADD\Struct\1-10B\DS-3\STRUCT\1-10B-S-3013.dwg USER: CSTELEA
 DATE: Aug 14, 2006 3:01pm XREFS: 1-10B-S-FRONT 1-10B-M-PLAN 1-10B-S-DETL 1-10B-S-DETL 1-10B-S-DETL

MARK	DESCRIPTION	DATE	APPR.

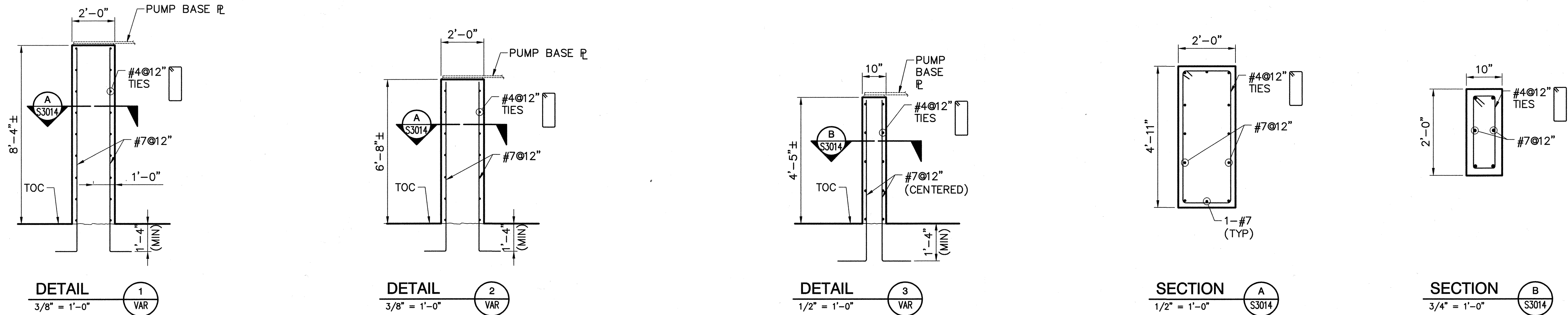
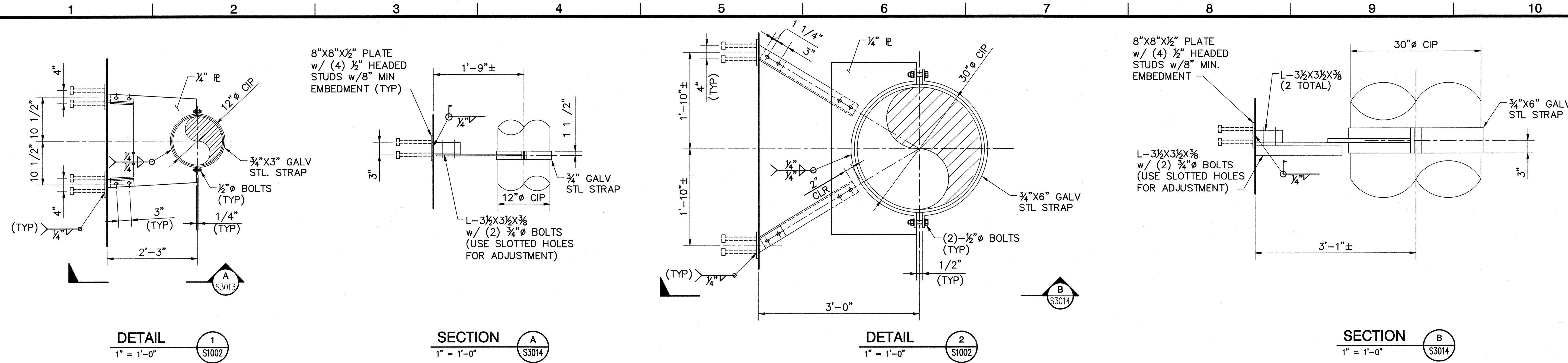
DESIGNED BY: Harden, Chad - 07/06
 DRAWN BY: Stelea, Ciprian - 07/06
 CHECKED BY: Sheikh, Salahuddin - 07/06
 LINE IS 2 INCHES AT FULL SIZE
 (IF NOT 2"-SCALE ACCORDINGLY)



ORANGE COUNTY
SANITATION DISTRICT

REPLACEMENT OF THE
ELLIS AVENUE PUMP STATION
PIPE SUPPORTS
PLAN, SECTIONS AND DETAILS




JOB NO. I-10
 CONTRACT NO. I-10B
 DRAWING NO. S3013
 45 OF 190



DWG: H:\pdr\10102785\CADD\Struct\1-10B\OS-3\STRUCT\1-10B-S3014.dwg USER: CSTELEA
 DATE: Aug 14, 2006 3:01pm XREFS: 1-10B-S-FNDN 1-10B-M-PLAN01 1-10B-S-DETL01

MARK	DESCRIPTION	DATE	APPR.

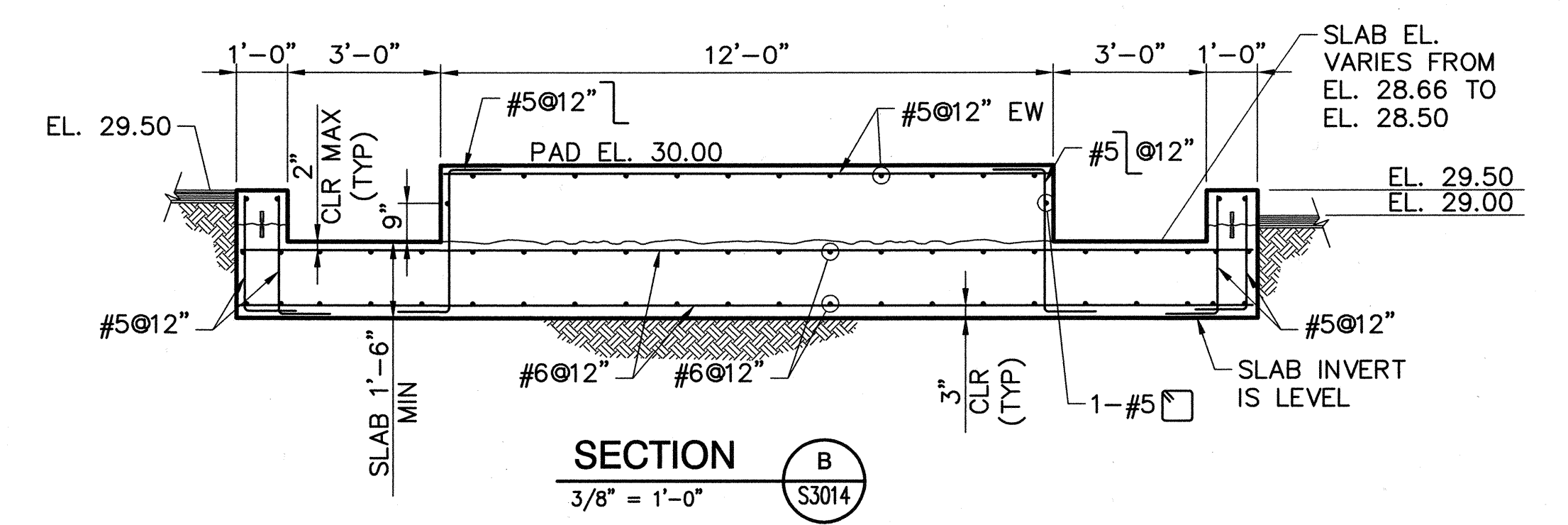
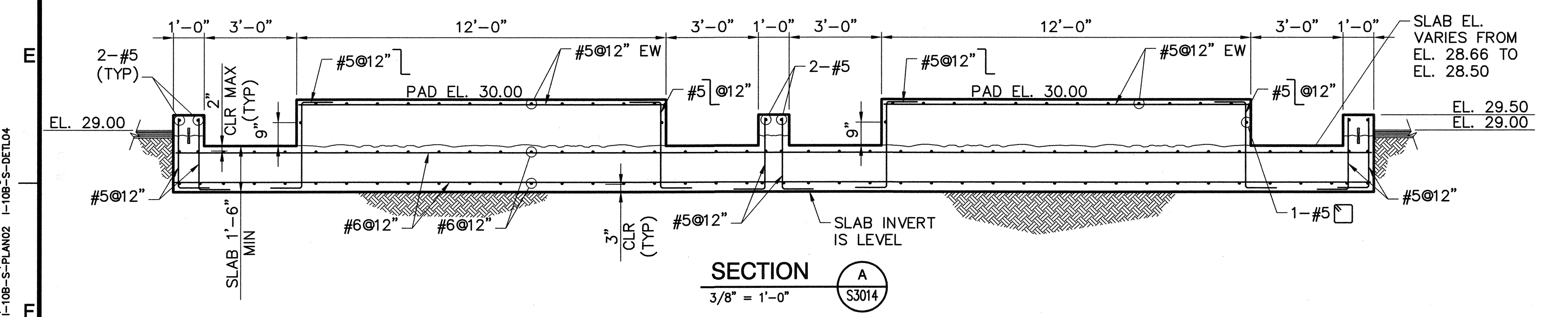
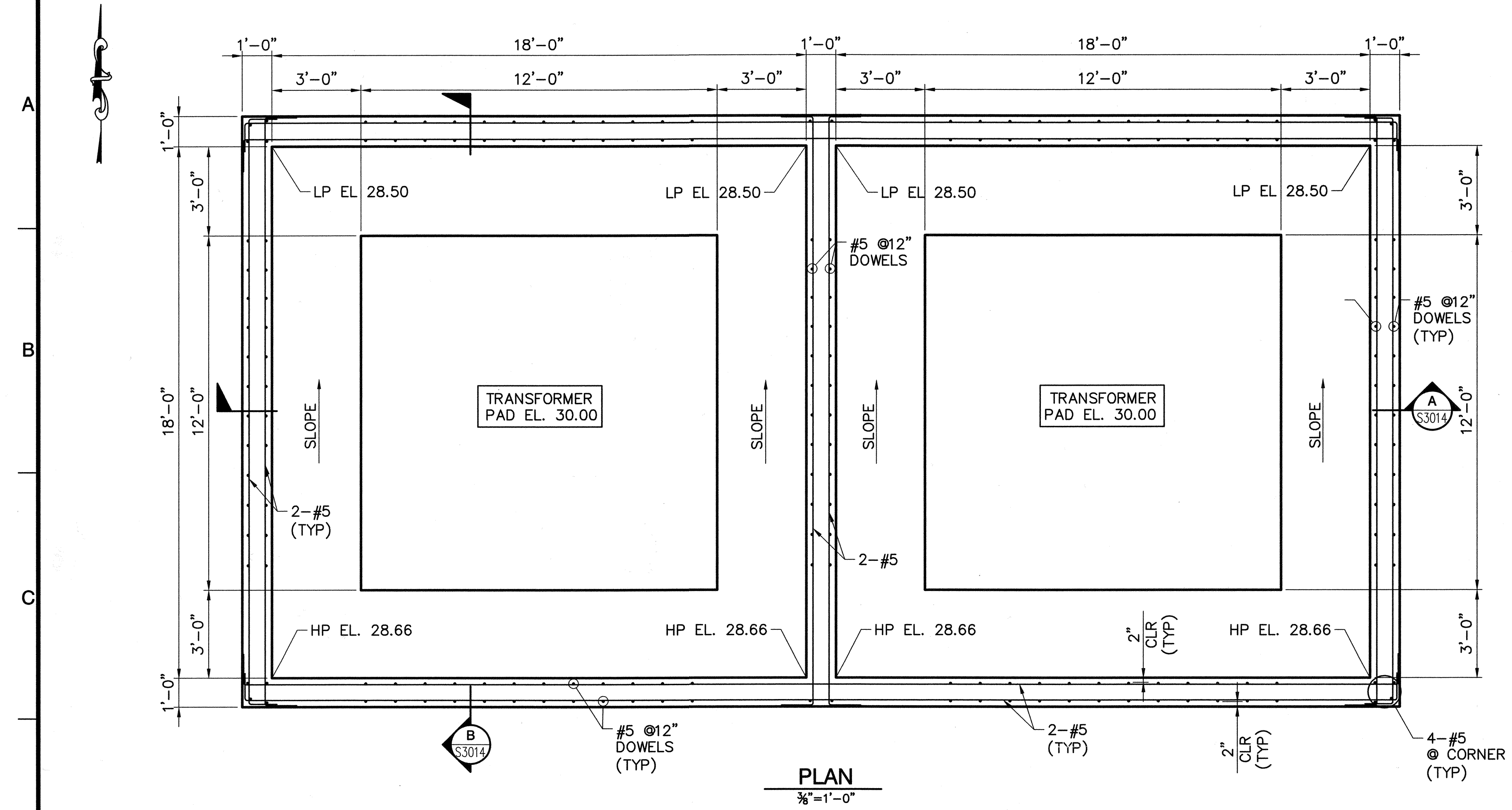
DESIGNED BY: KD/CH - 07/06
 DRAWN BY: Stelea, Ciprian - 07/06
 CHECKED BY: Sheikh, Salahuddin - 07/06
 LINE IS 2 INCHES AT FULL SIZE (IF NOT 2"=SCALE ACCORDINGLY)



ORANGE COUNTY SANITATION DISTRICT

REPLACEMENT OF THE ELLIS AVENUE PUMP STATION
PIPE SUPPORTS DETAILS


JOB NO. 1-10
 CONTRACT NO. 1-10B
 DRAWING NO. **S3014**
 46 OF 190



DWG: H:\pdata\1012785\CAADD\Struct\1-10B\DS-3\STRUCT\1-10B-S3015.dwg USER: CSTELEA
 DATE: Aug 14, 2006 3:01pm XREFS:1-10B-S-PLAN02 1-10B-S-DETL04

MARK	DESCRIPTION	DATE	APPR.

DESIGNED BY: Duose, Kwasi - 07/06
 DRAWN BY: Stelea, Ciprian - 07/06
 CHECKED BY: Sheikh, Salahuddin - 07/06
 LINE IS 2 INCHES
 AT FULL SIZE
 (IF NOT 2" - SCALE ACCORDINGLY)

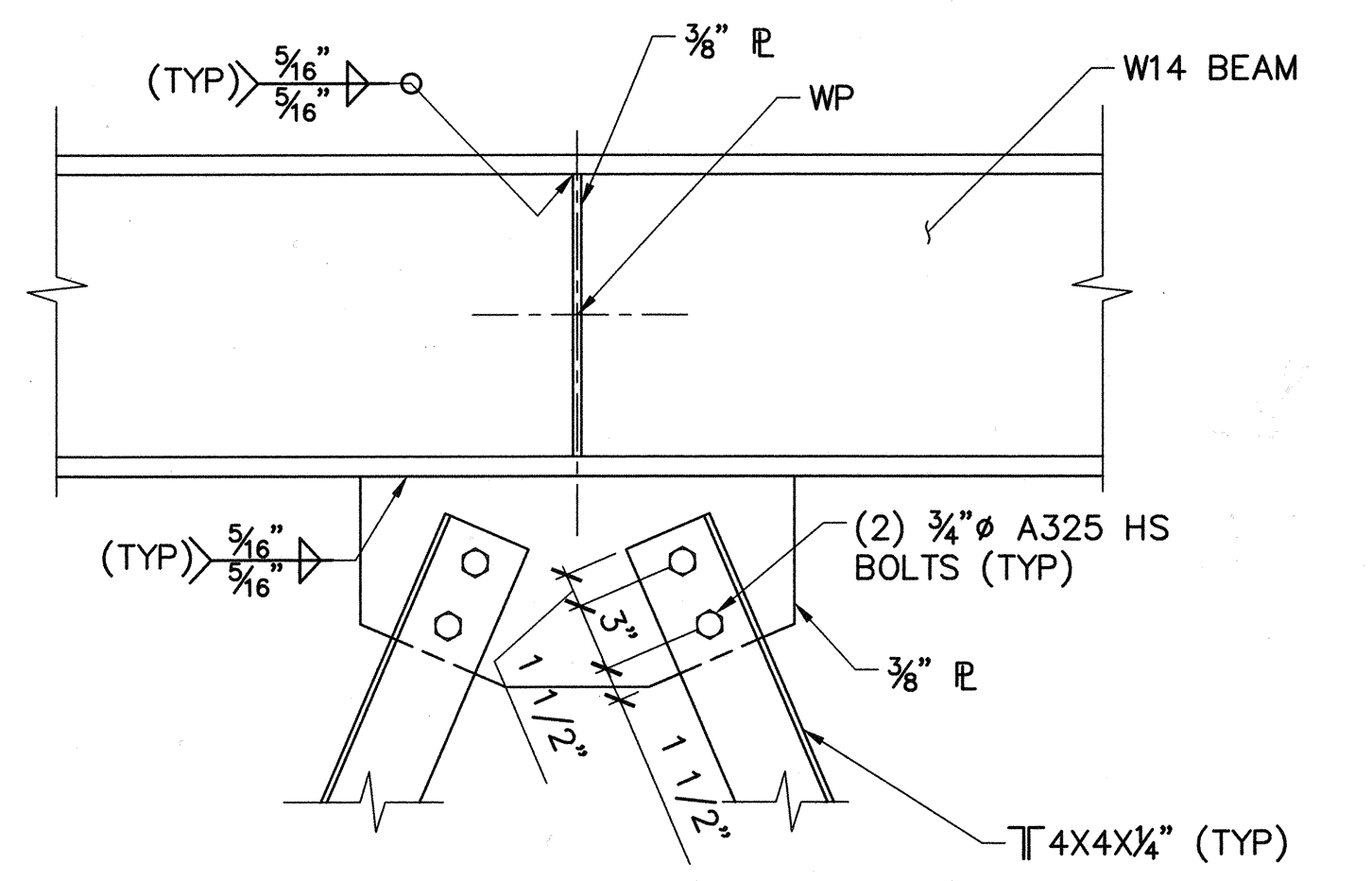


ORANGE COUNTY SANITATION DISTRICT
 REPLACEMENT OF THE ELLIS AVENUE PUMP STATION
TRANSFORMER PADS PLAN AND SECTIONS

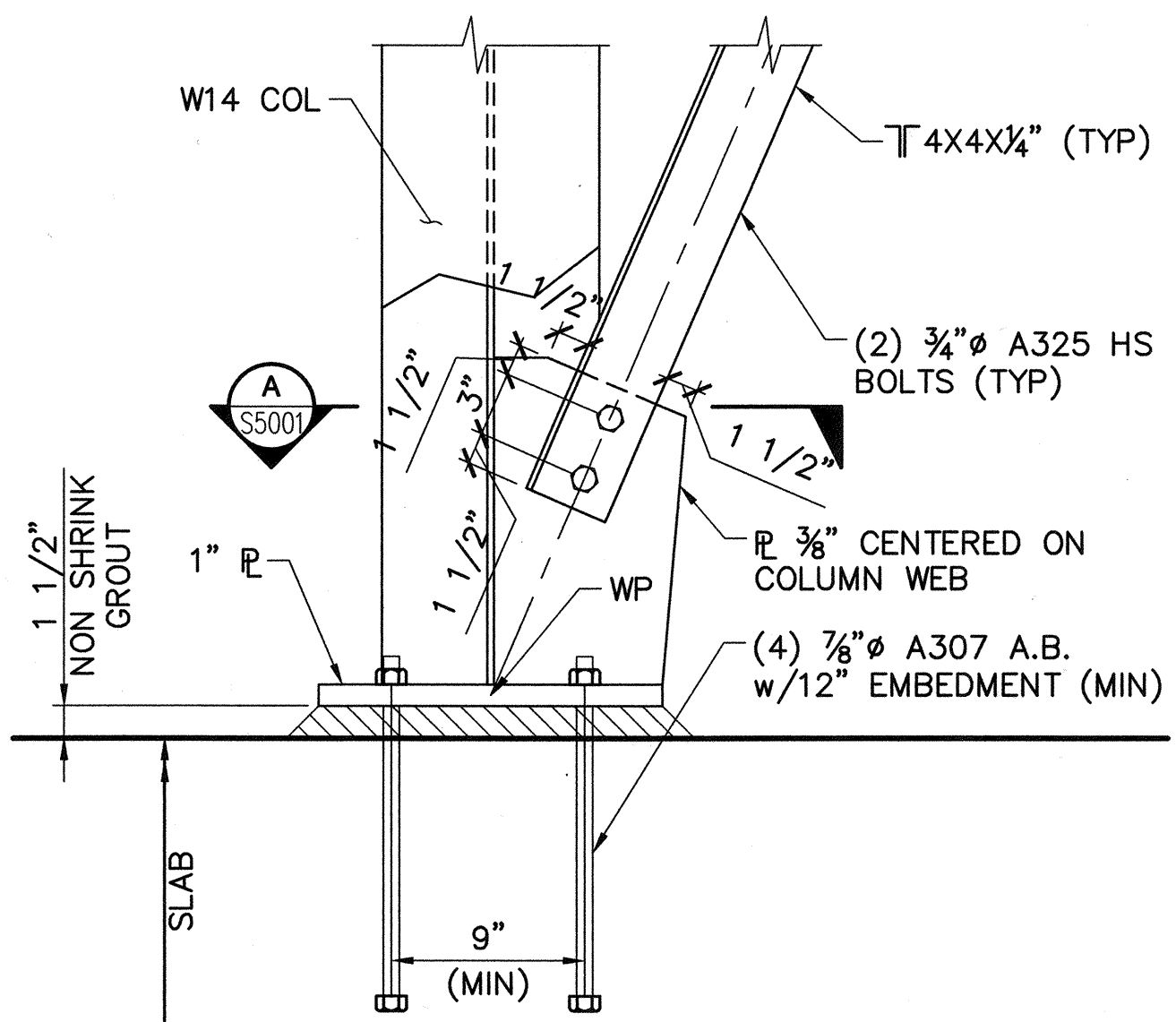
JOB NO. I-10
 CONTRACT NO. I-10B
 DRAWING NO. **S3015**
 47 OF 190

1 2 3 4 5 6 7 8 9 10

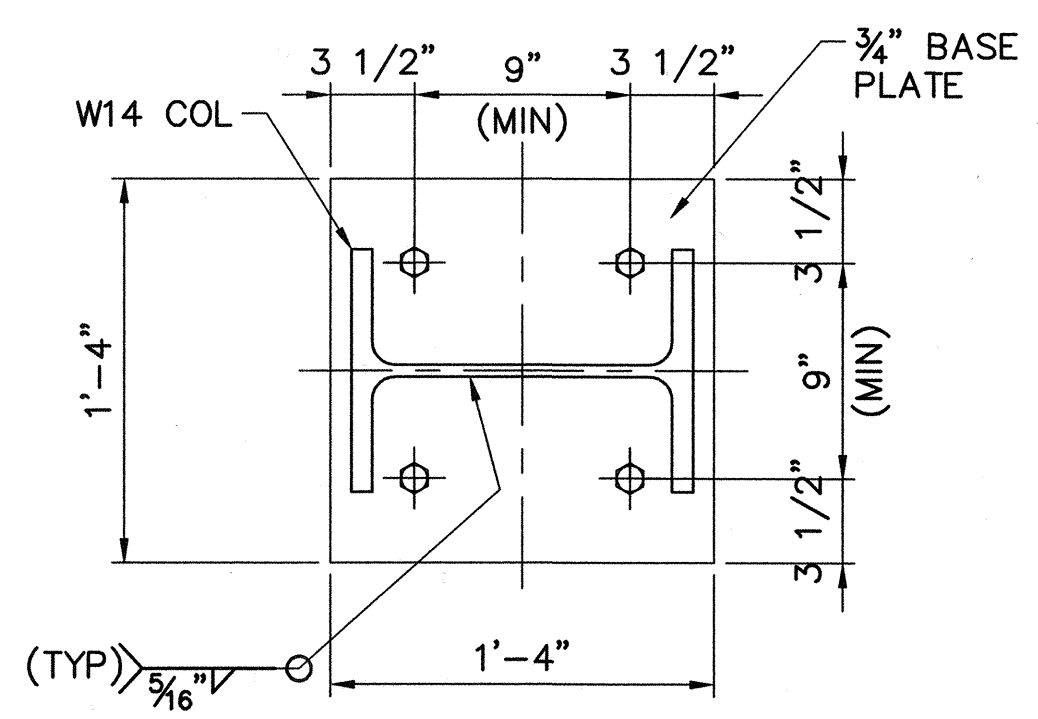
A



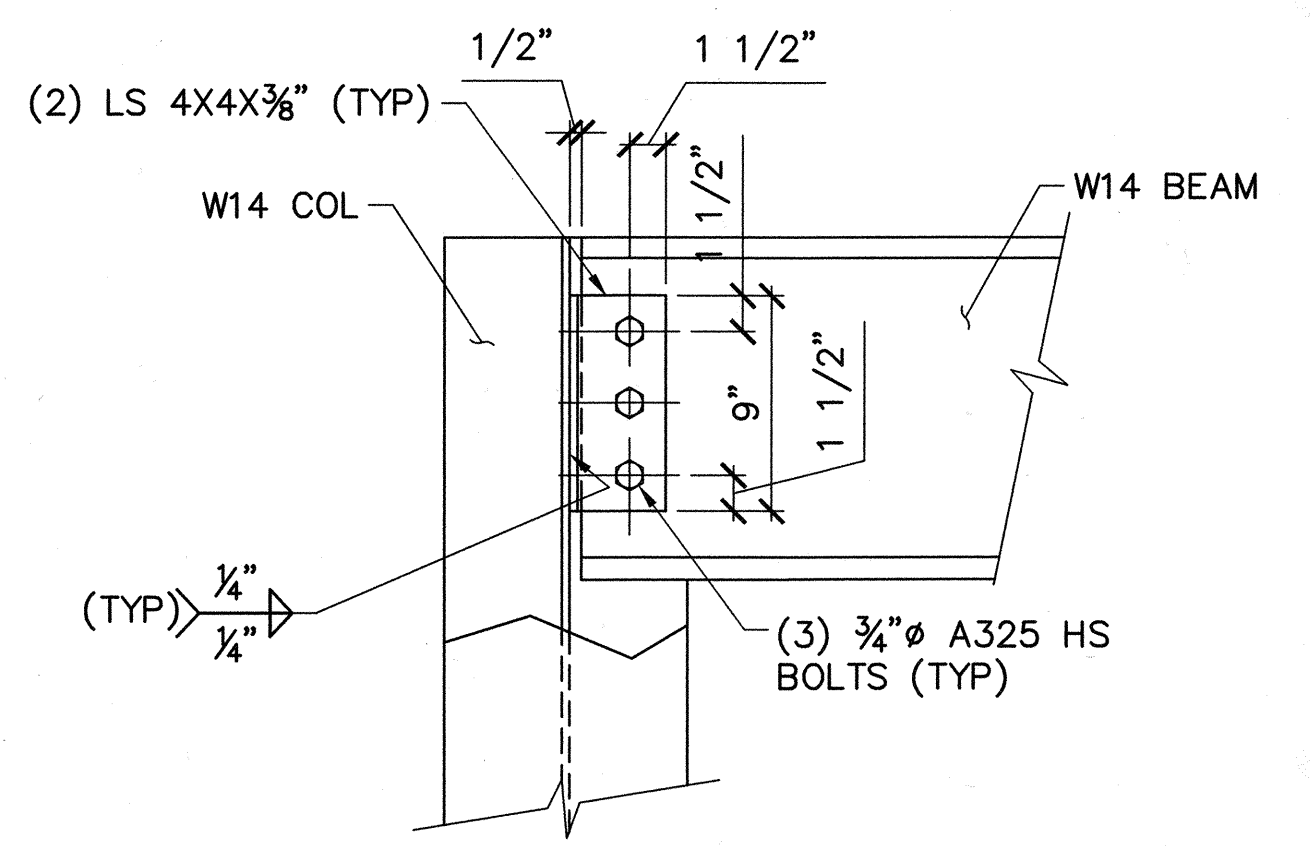
DETAIL 1
1 1/2" = 1'-0" S5001



DETAIL 2
1 1/2" = 1'-0" S5001

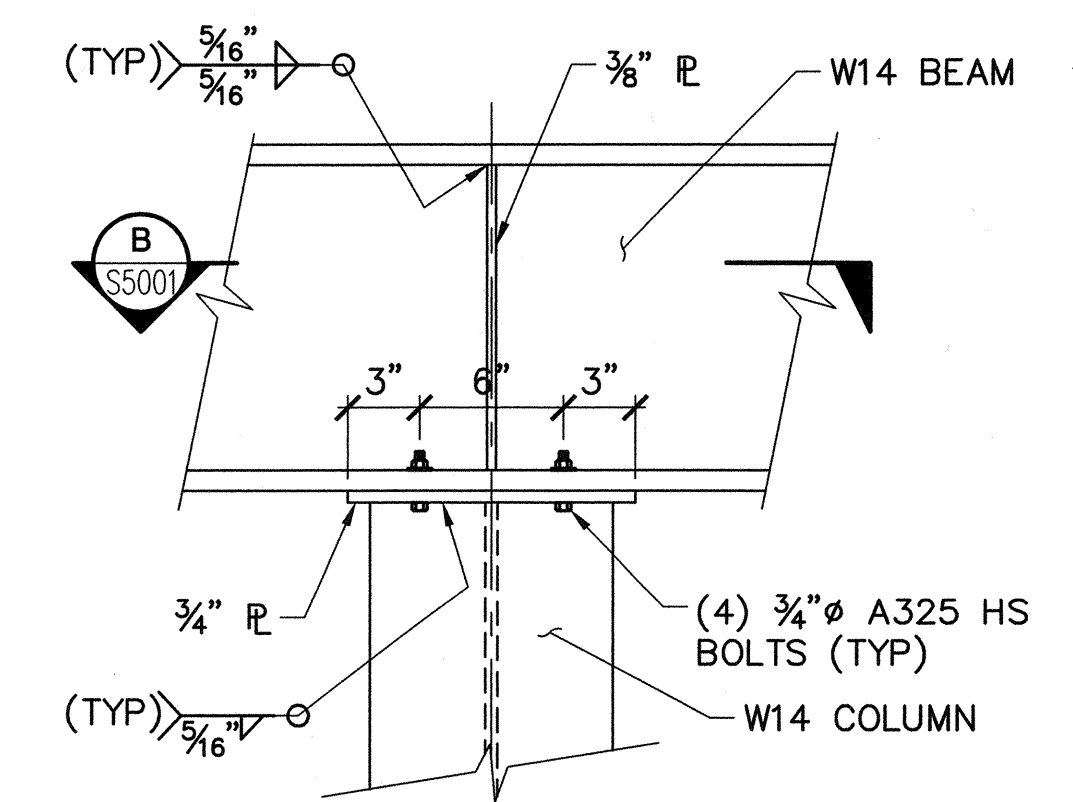


SECTION A
1 1/2" = 1'-0" S5001

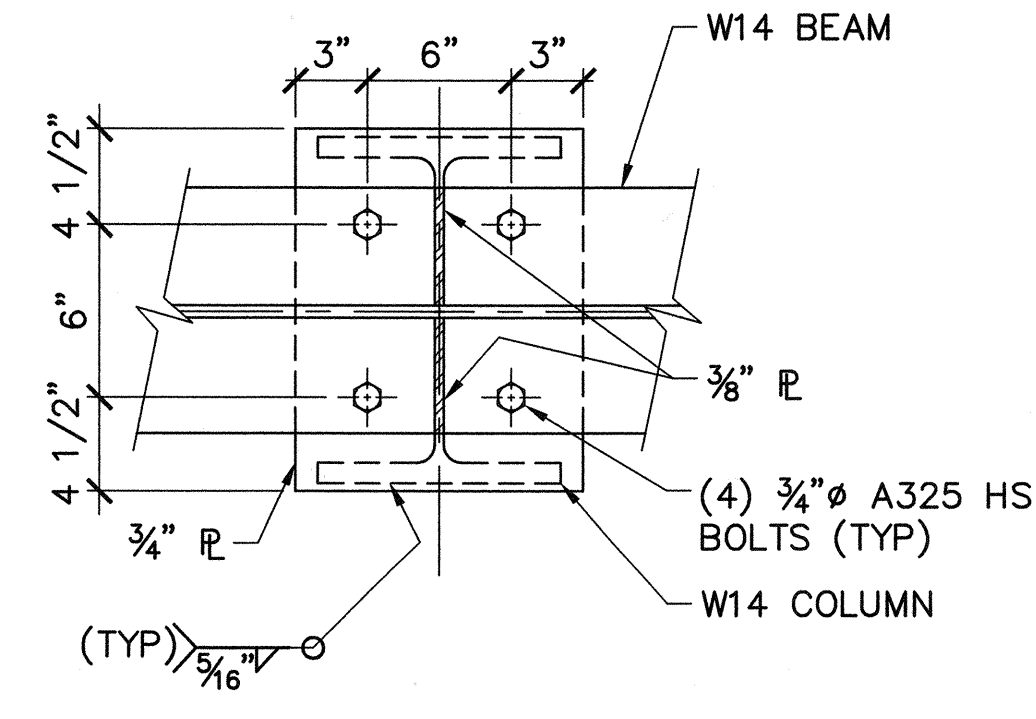


DETAIL 3
1 1/2" = 1'-0" S5001

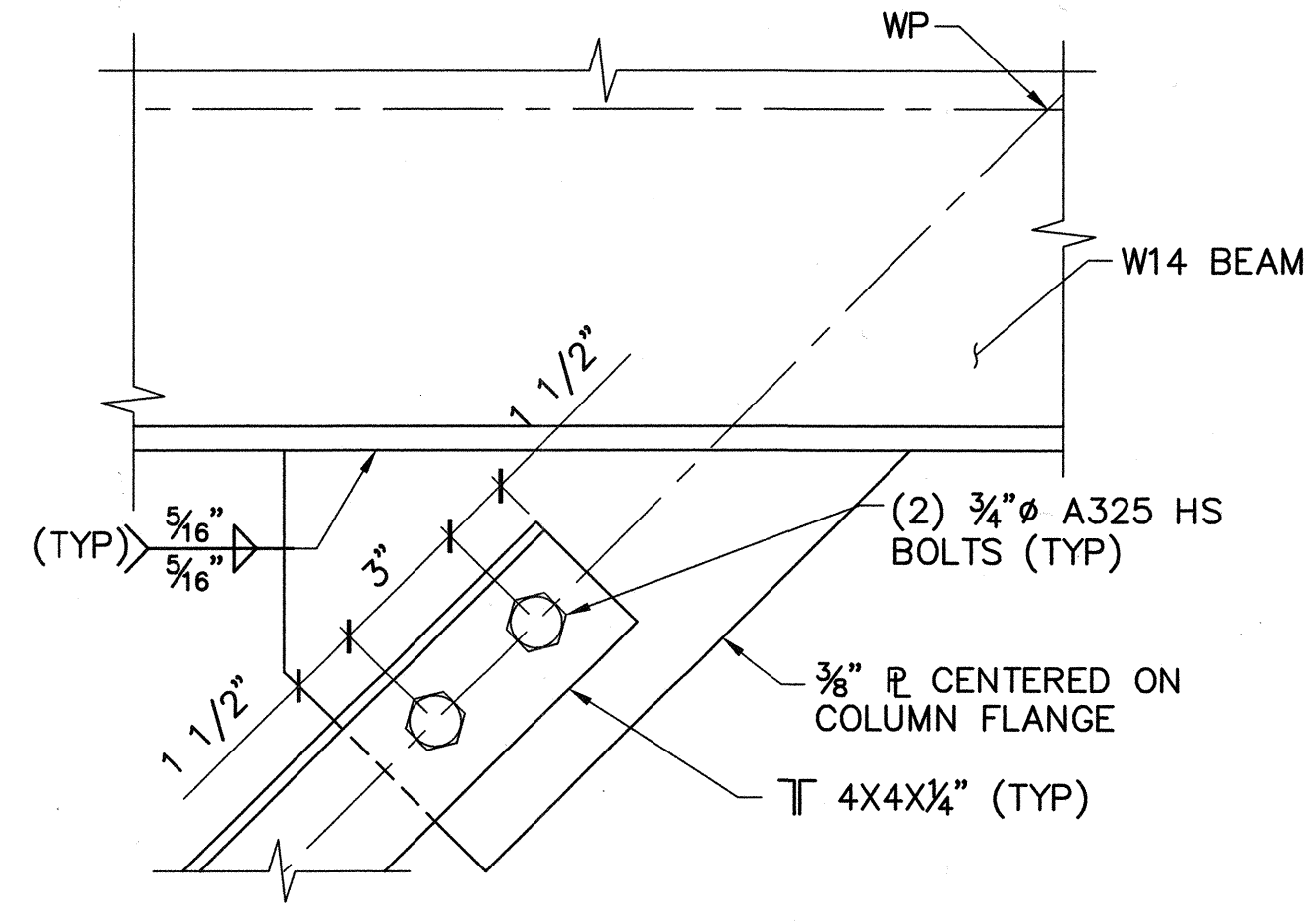
C



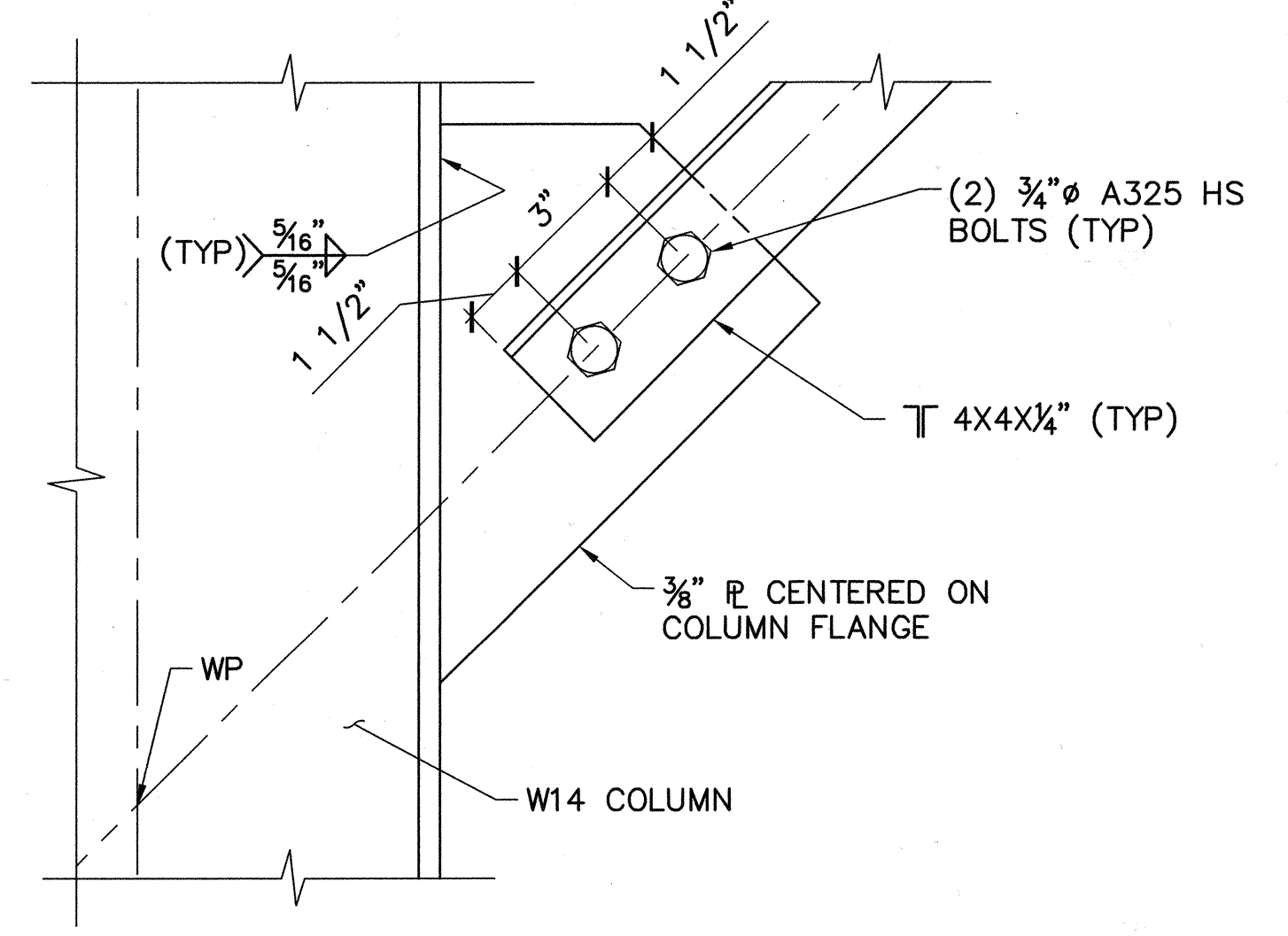
DETAIL 4
1 1/2" = 1'-0" S5001



SECTION B
1 1/2" = 1'-0" S5001

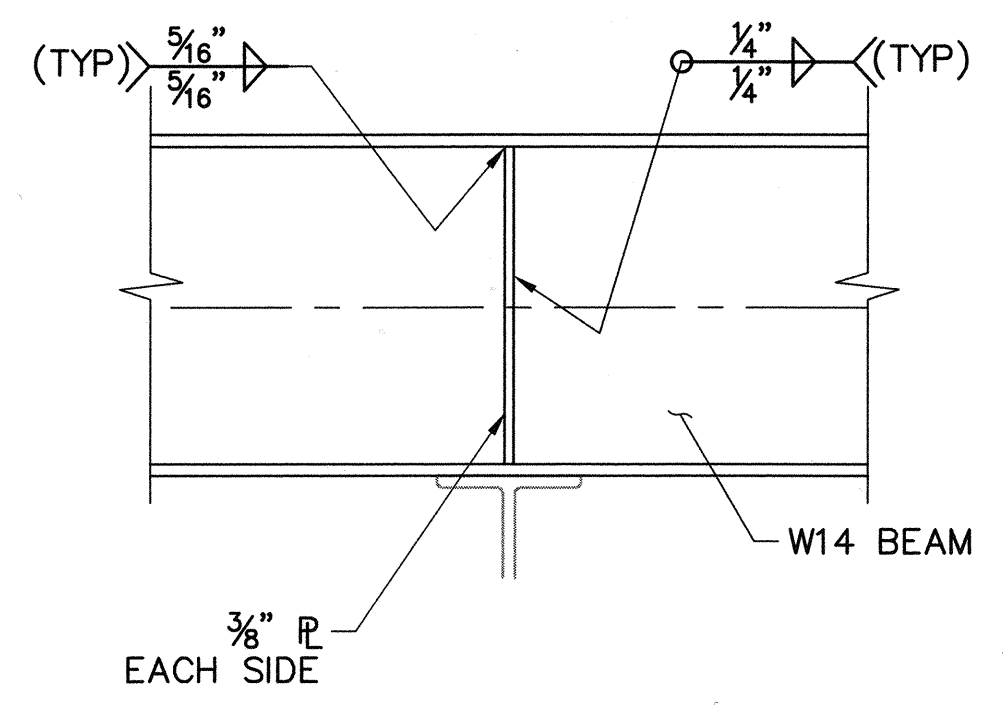


DETAIL 5
3" = 1'-0" S5001



DETAIL 6
3" = 1'-0" S5001



E



DETAIL 7
1 1/2" = 1'-0" S5001

DWG: H:\pda\10102785\CADD\Struct\1-108\108-3\STRUCT\1-108-S5001.dwg
 DATE: Aug 15, 2006 10:19am XREFS: 1-108-S-SC0102 1-108-S-PLAN02 1-108-S-PLAN03
 USER: CSTELEA
 1-108-S-PLAN02

DESIGNED BY: Duose, Kwasi - 07/06
 DRAWN BY: Stelea, Ciprian - 07/06
 CHECKED BY: Sheikh, Salahuddin - 07/06



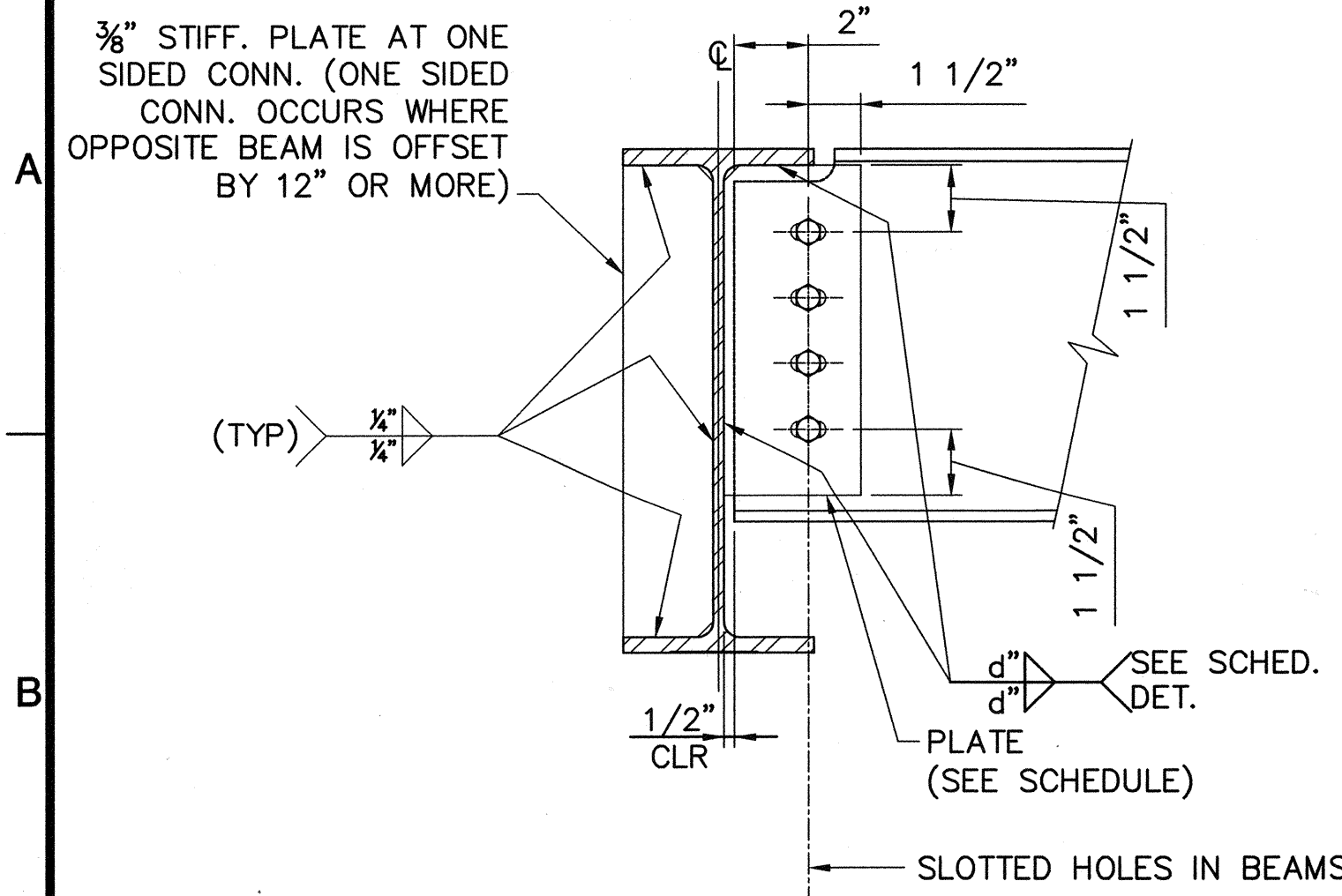
ORANGE COUNTY
SANITATION DISTRICT

REPLACEMENT OF THE
ELLIS AVENUE PUMP STATION
MONORAIL SUPPORT FRAMING
DETAILS

JOB NO. I-10
 CONTRACT NO. I-10B
 DRAWING NO. S5001
 48 OF 190

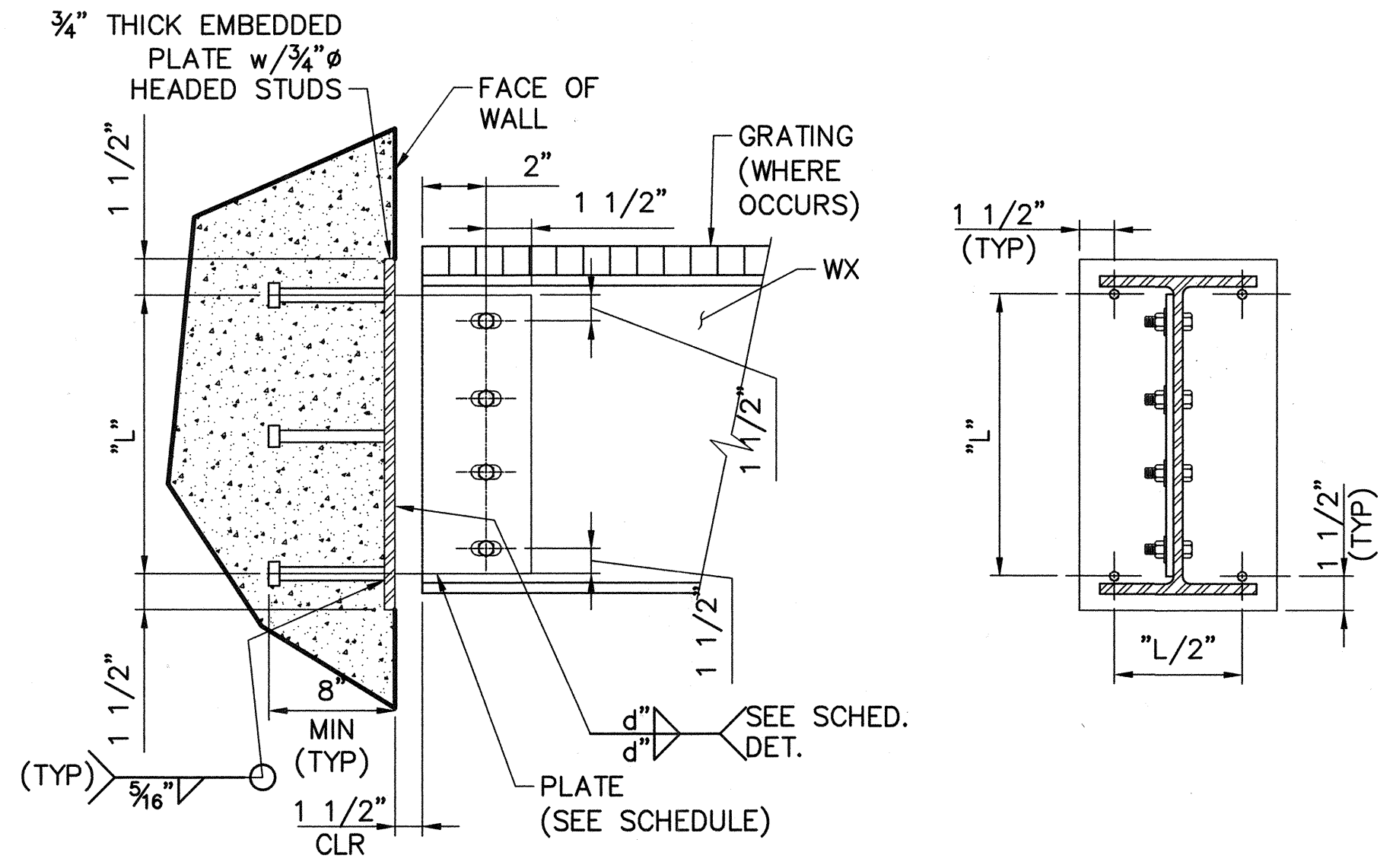
MARK	DESCRIPTION	DATE	APPR.

LINE IS 2 INCHES
AT FULL SIZE
(IF NOT 2"-SCALE ACCORDINGLY)



STANDARD BEAM TO BEAM BOLTED CONNECTION SCHEDULE			
BEAM SIZE	NO. OF BOLTS REQUIRED	PLATE THICKNESS	WELD SIZE
W10	2	3/8"	1/4"
W12	3	3/8"	1/4"
W18	5	1/2"	5/16"
W24	6	5/8"	5/16"

NOTE: ALL BOLTS SHALL BE 3/4"Ø A325-SC HSB @ 3" OC.

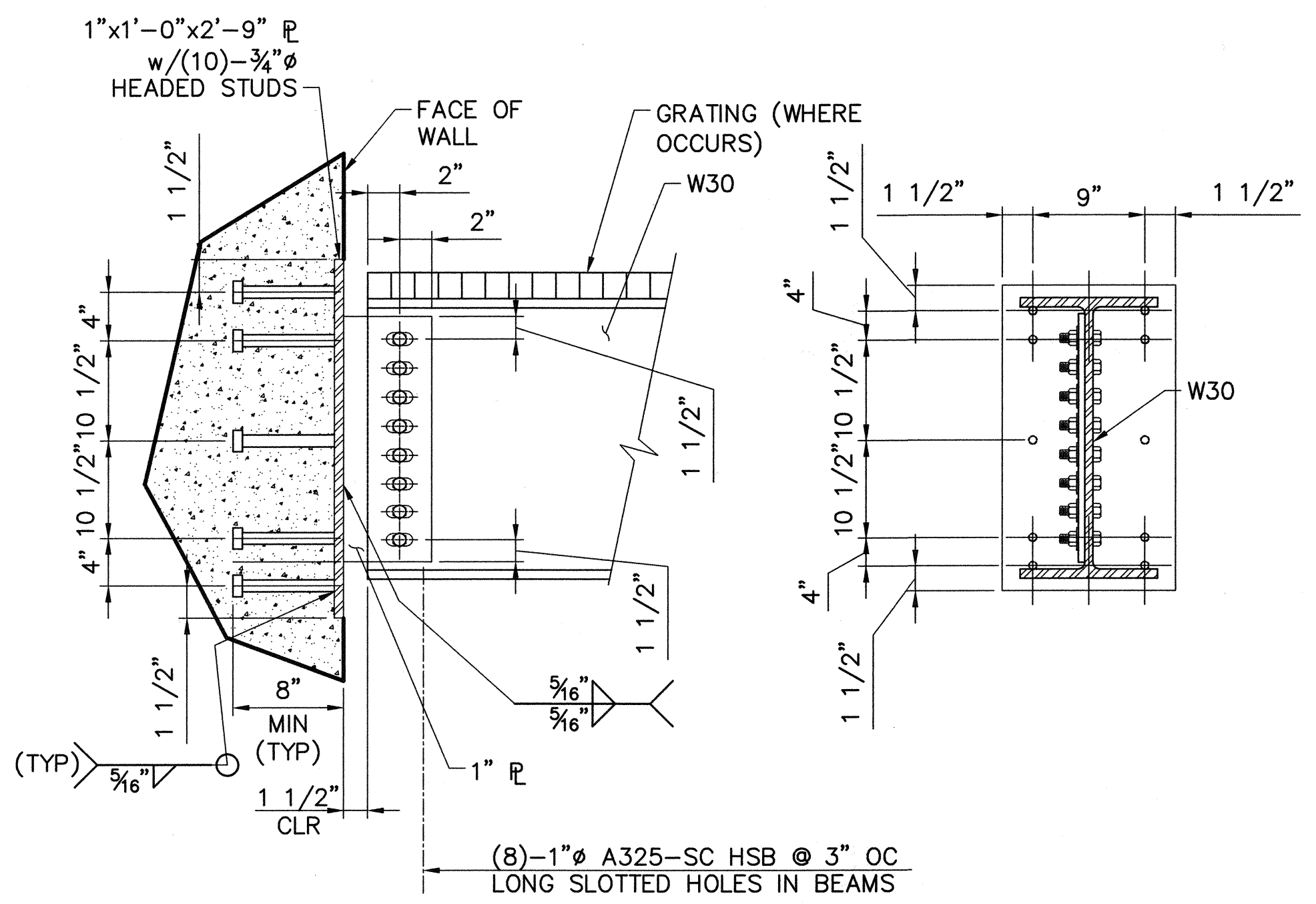


STANDARD BEAM TO WALL CONNECTION SCHEDULE					
BEAM SIZE	NO. OF BOLTS REQ'D	PLATE THICKNESS	WELD SIZE	"L"	NO. OF STUDS
W10	2	3/8"	1/4"	6"	4
W12	3	3/8"	1/4"	9"	4
W18	5	1/2"	5/16"	15"	6
W24	6	5/8"	5/16"	18"	6

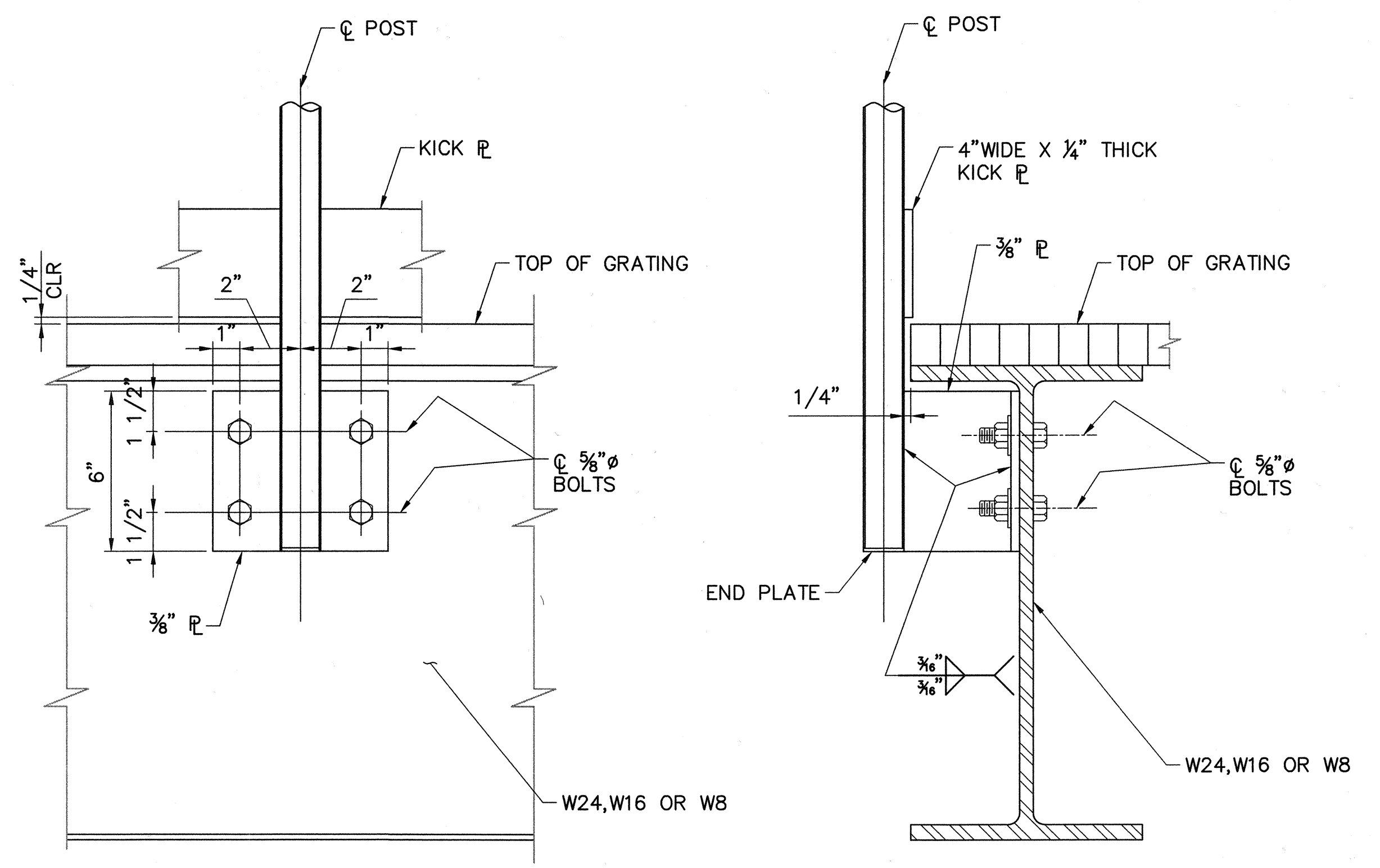
NOTE: ALL BOLTS SHALL BE 3/4"Ø A325-SC HSB @ 3" OC.

TYPICAL BEAM TO BEAM BOLTED CONNECTION DETAILS

TYPICAL BEAM TO WALL CONNECTION DETAILS



TYPICAL W30 BEAM TO WALL CONNECTION DETAILS





TYPICAL SIDE-MOUNTED HANDRAIL CONNECTION DETAILS

USER: CSTELEA
 DWG: H:\pdata\10102785\CADD\Struct\1-10B\DS-3\STRUCT\1-10B-S5002.dwg
 DATE: Aug 15, 2006 11:39am XREFS: 1-10B-S-DETL03

MARK	DESCRIPTION	DATE	APPR.

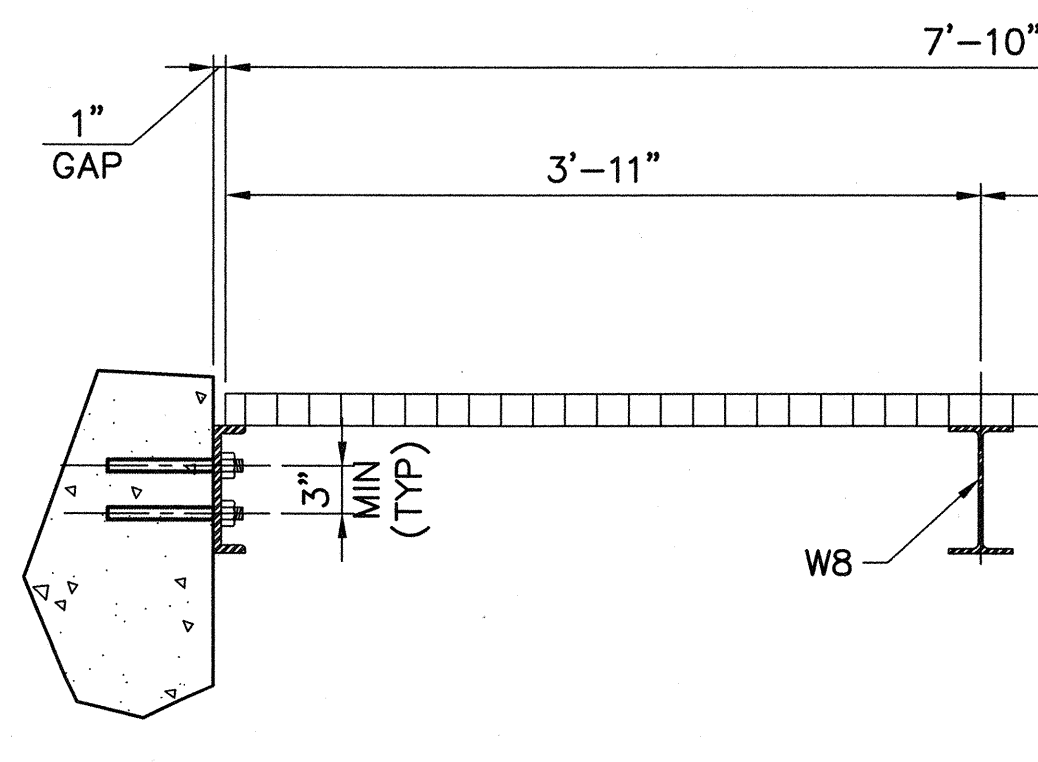
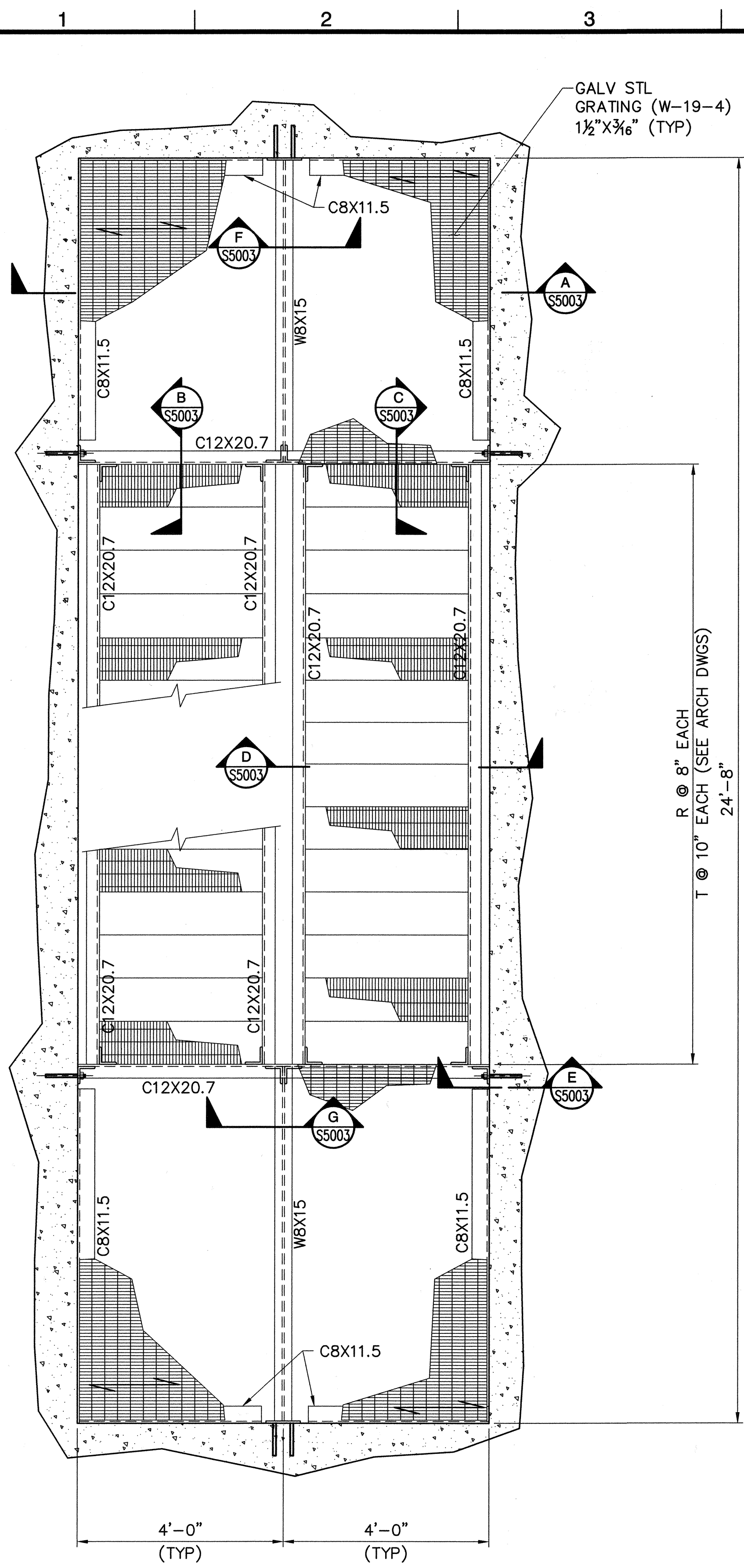
DESIGNED BY: Duose, Kwasi - 07/06
 DRAWN BY: Stelea, Ciprian - 07/06
 CHECKED BY: Sheikh, Salahuddin - 07/06
 LINE IS 2 INCHES AT FULL SIZE (IF NOT 2"-SCALE ACCORDINGLY)



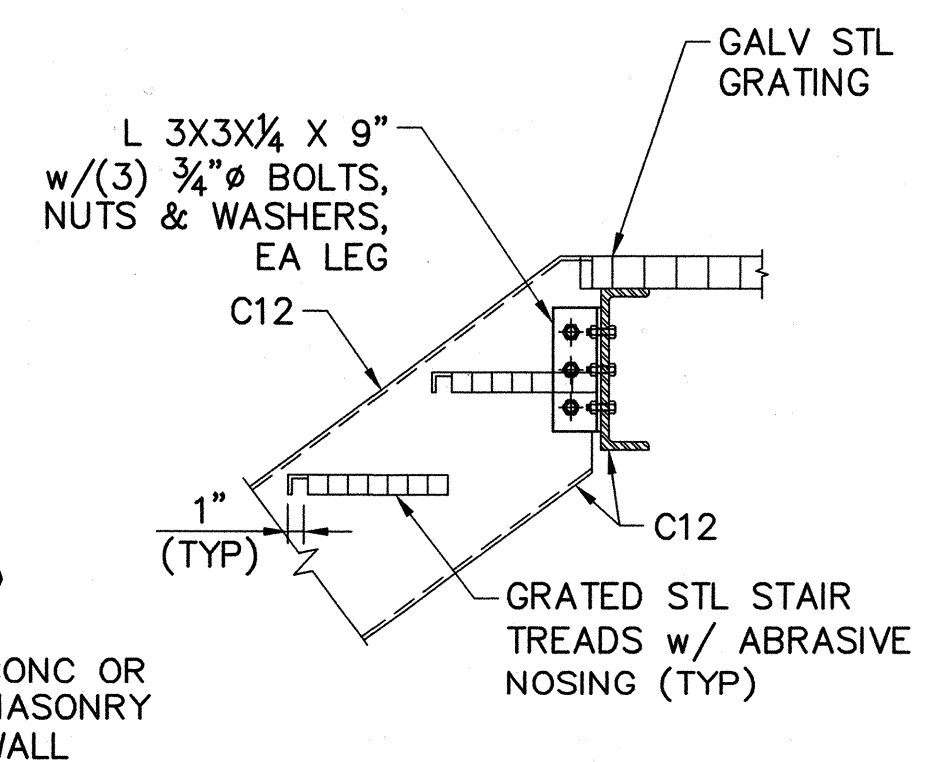
ORANGE COUNTY SANITATION DISTRICT

REPLACEMENT OF THE ELLIS AVENUE PUMP STATION MEZZANINE FRAMING DETAILS

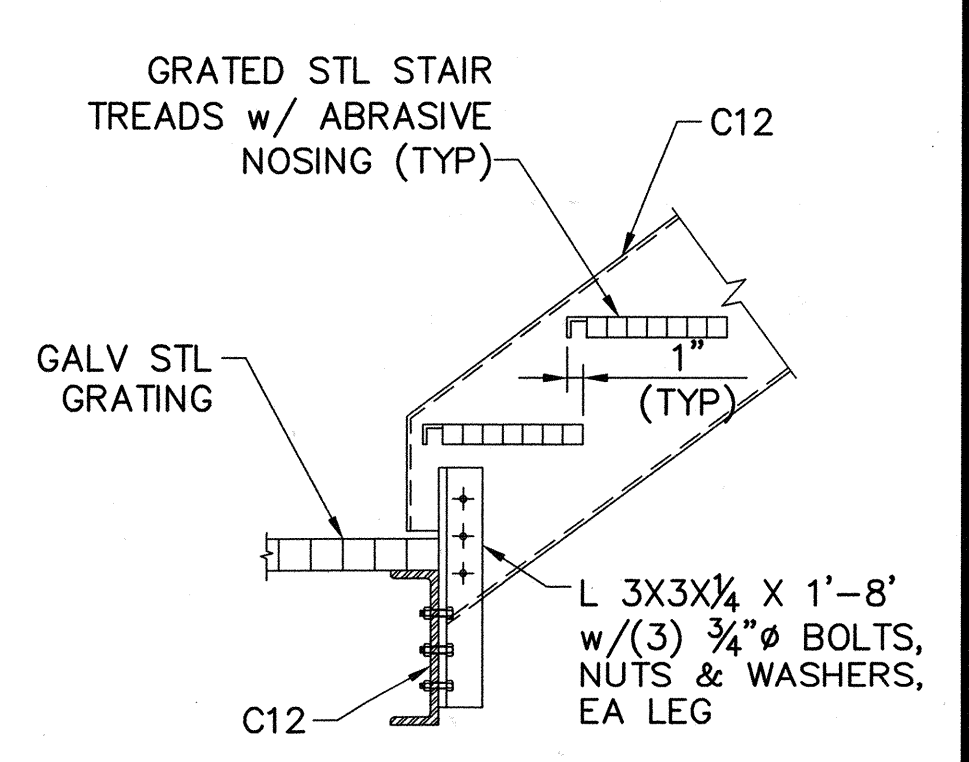
JOB NO. I-10
 CONTRACT NO. I-10B
 DRAWING NO. S5002
 49 OF 190



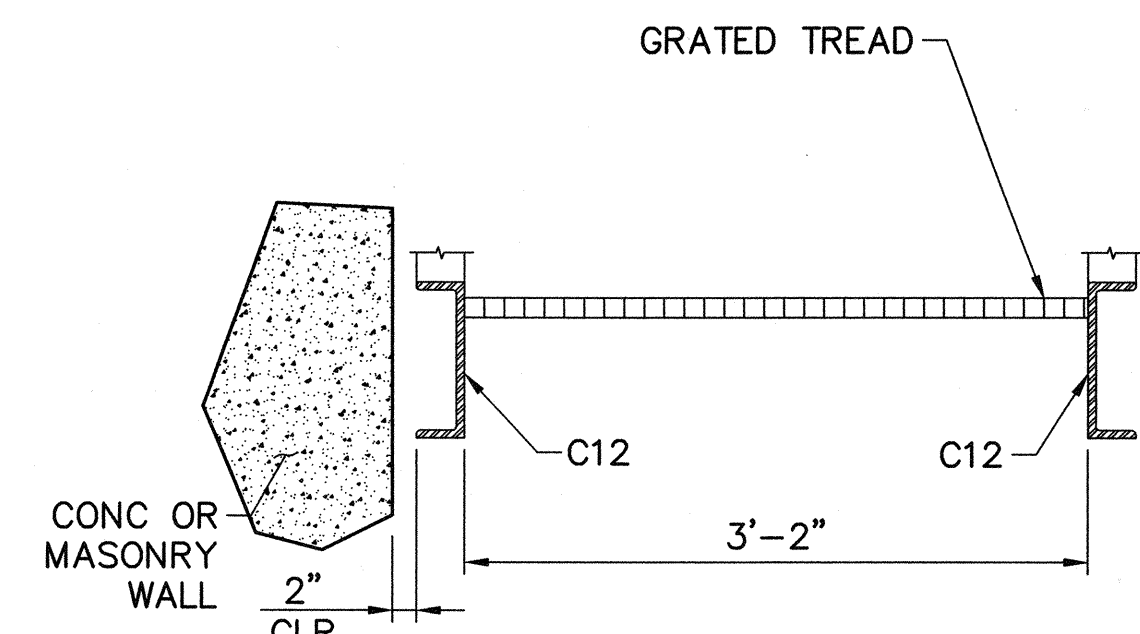
SECTION A
1" = 1'-0"



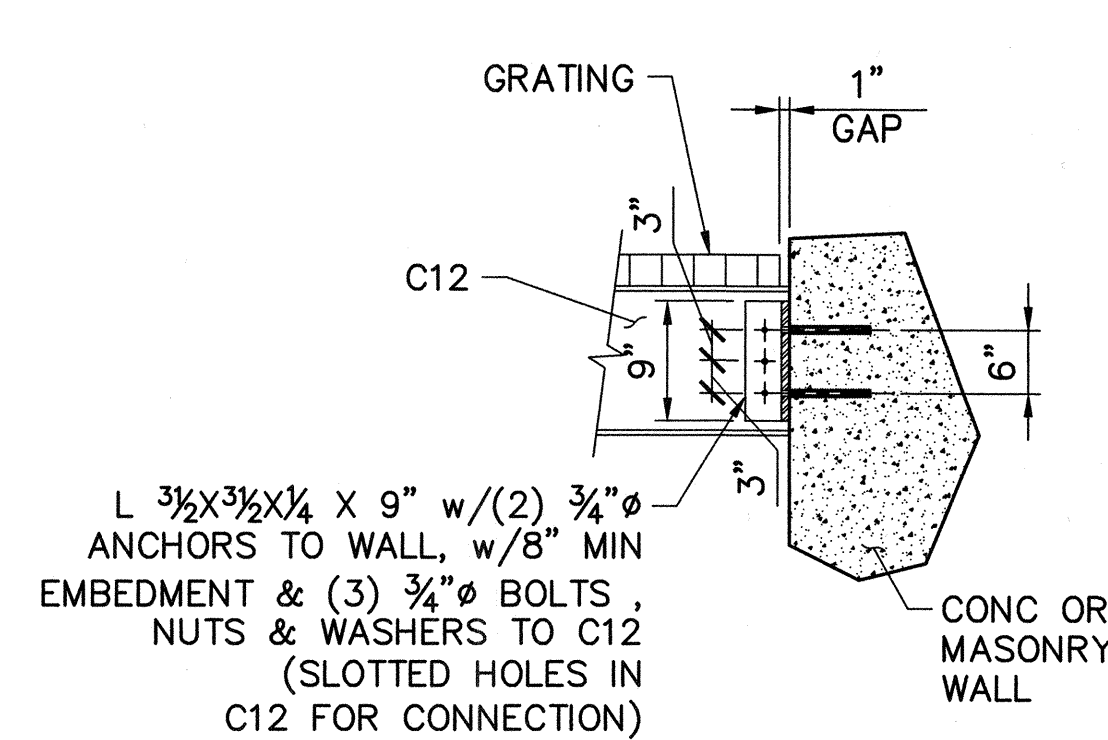
SECTION B
1" = 1'-0"



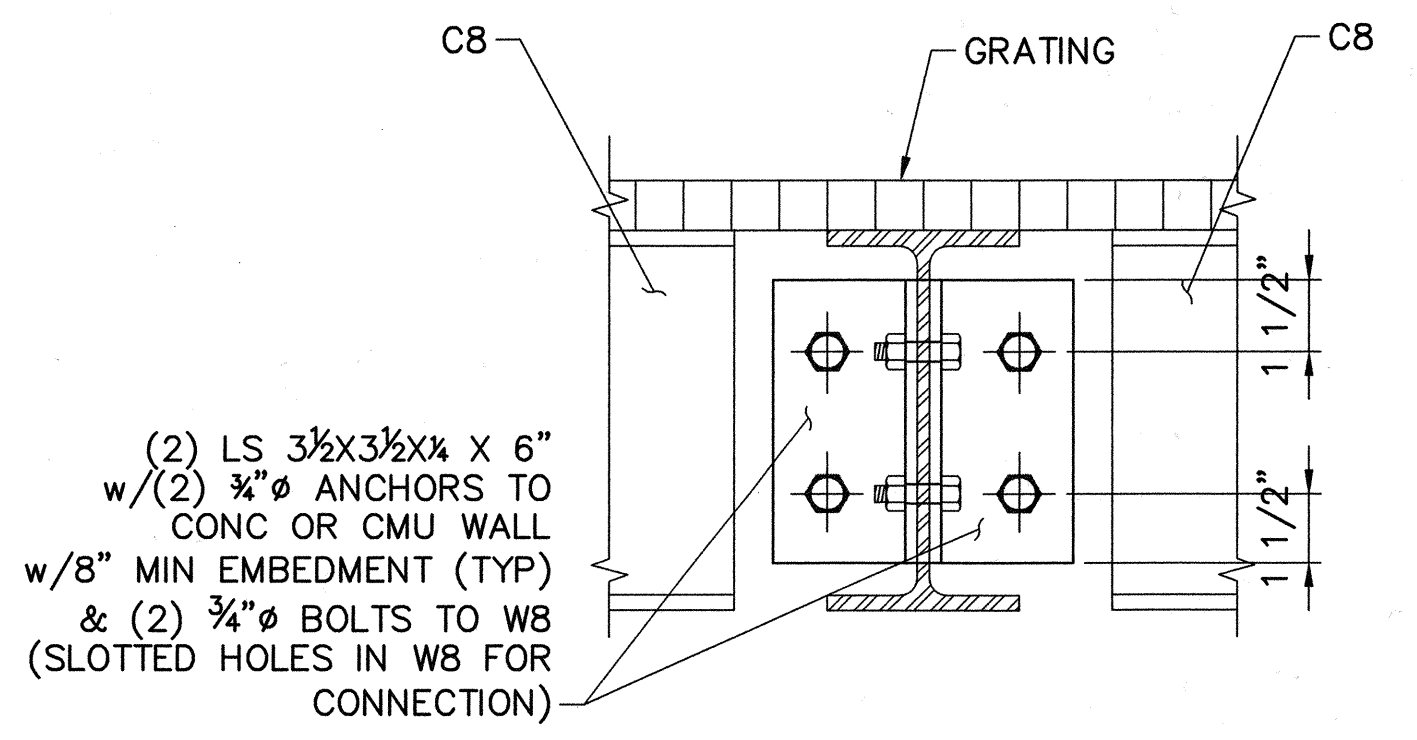
SECTION C
1" = 1'-0"



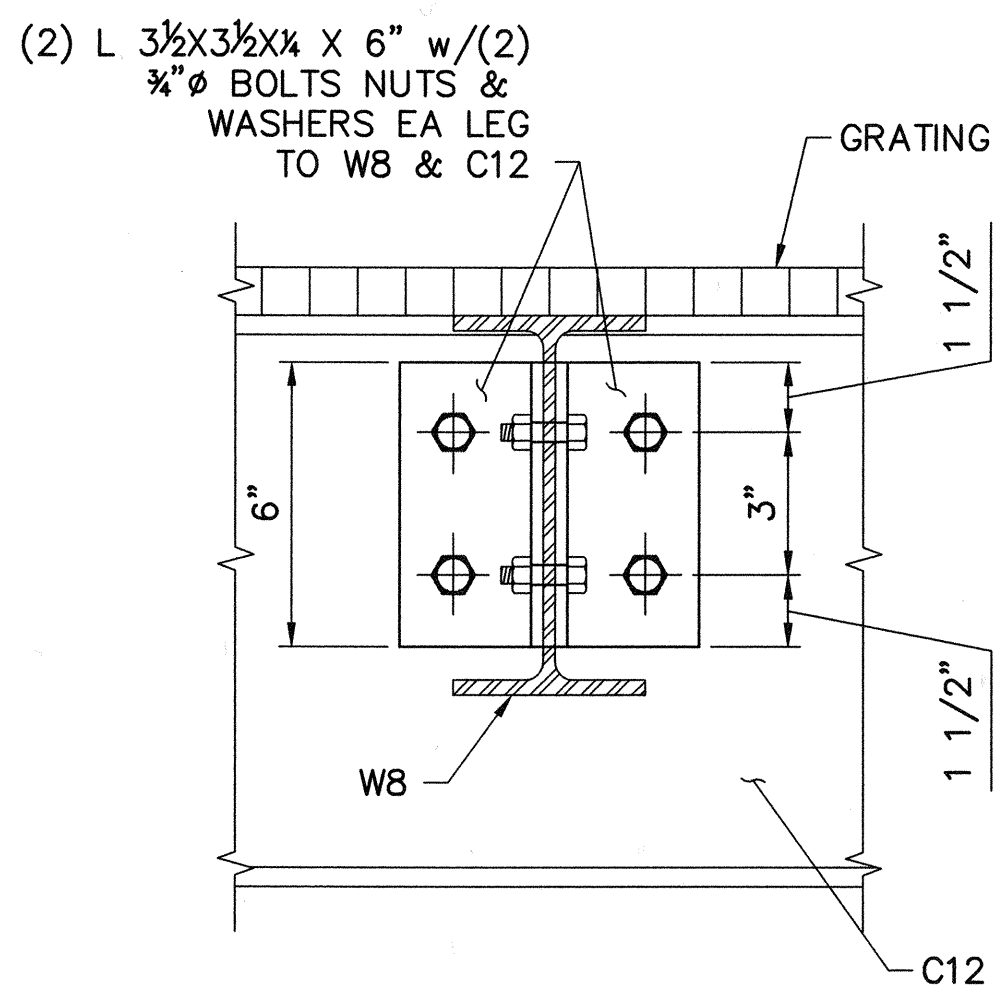
SECTION D
1" = 1'-0"



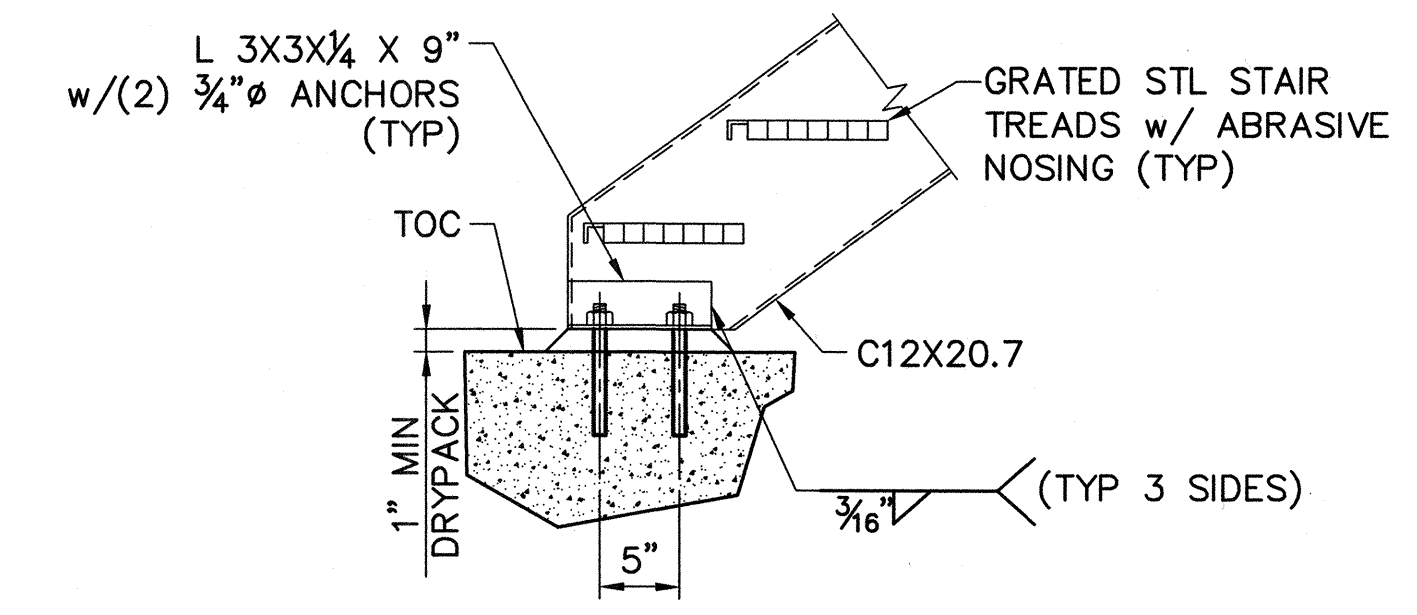
SECTION E
1" = 1'-0"



SECTION F
3" = 1'-0"



SECTION G
3" = 1'-0"

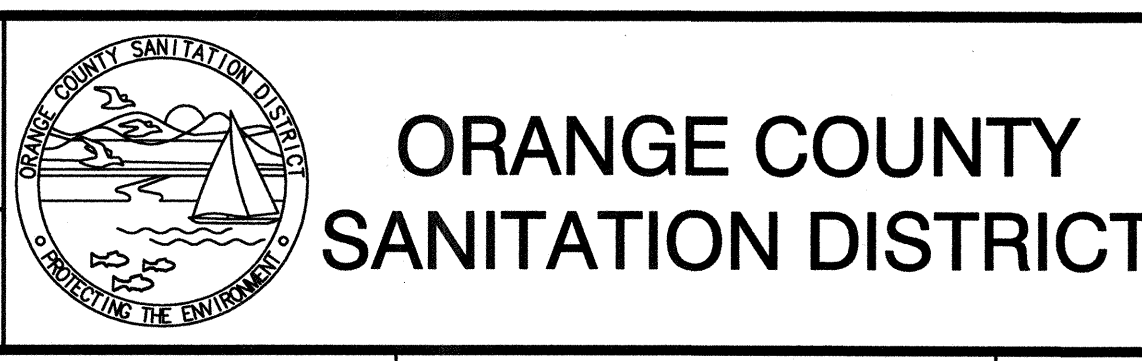



STRINGER CONNECTION TO FLOOR
1" = 1'-0"

DWS: H:\pdata\10102765\CADD\Struc\1-10B-US-3\STRUCT\1-10B-S5003.dwg USER: CSTELEA
 DATE: Aug 14, 2006 3:01pm REF: 1-10B-S-DE1L02 1-10B-GBOR

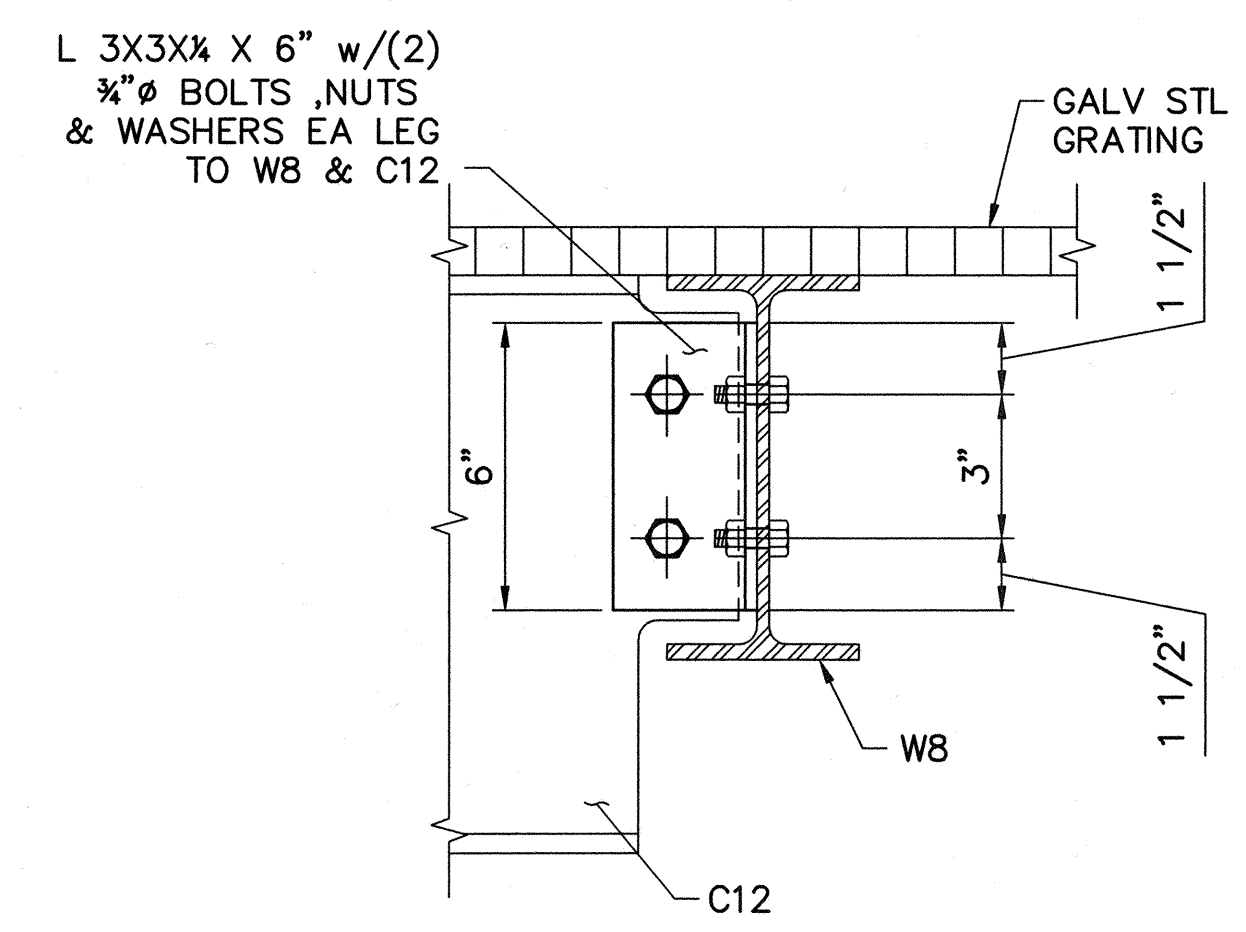
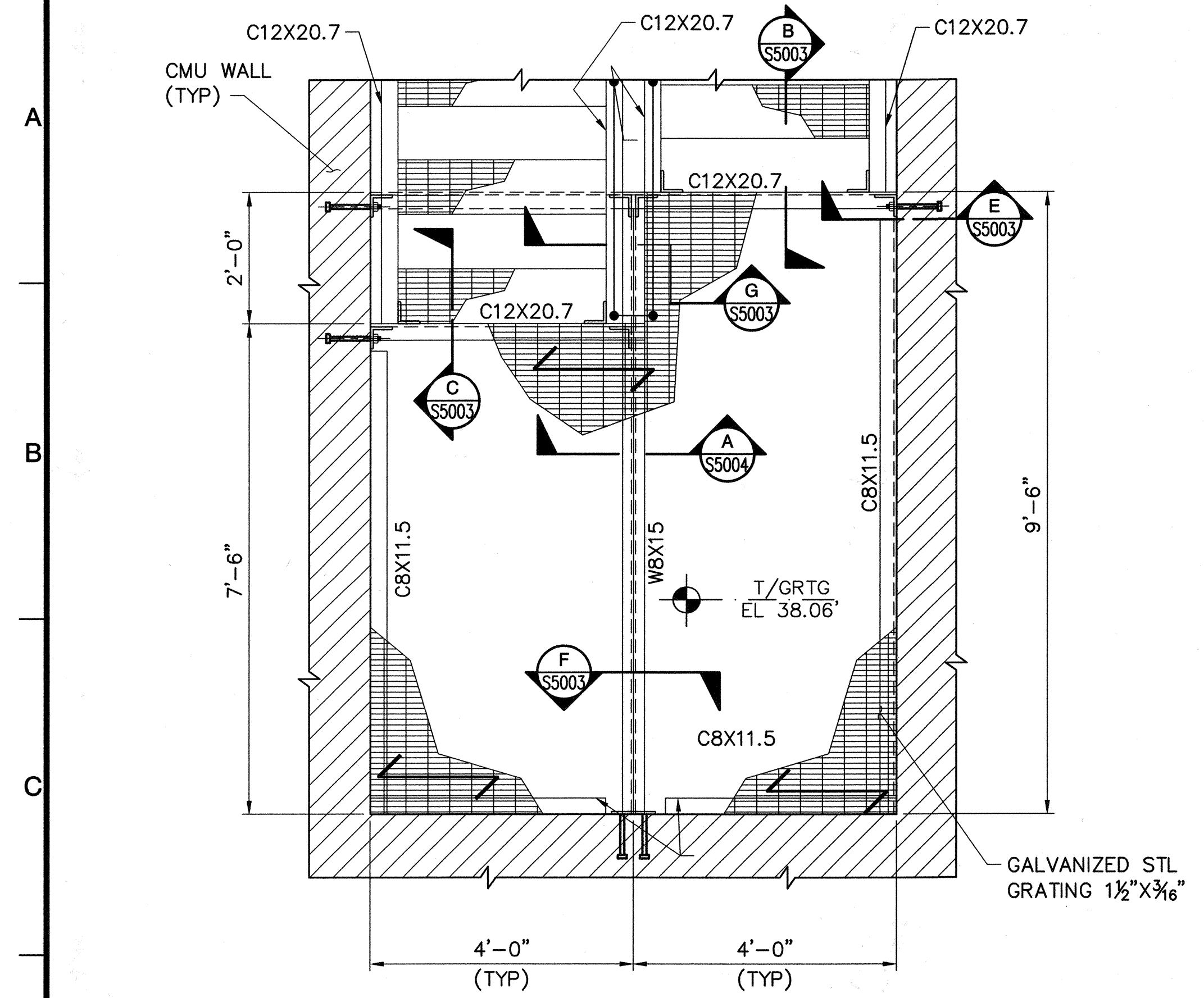
MARK	DESCRIPTION	DATE	APPR.

DESIGNED BY: Duose, Kwasi - 07/06
 DRAWN BY: Stelea, Ciprian - 07/06
 CHECKED BY: Sheikh, Salahuddin - 07/06
 LINE IS 2 INCHES AT FULL SIZE
 (IF NOT 2" SCALE ACCORDINGLY)

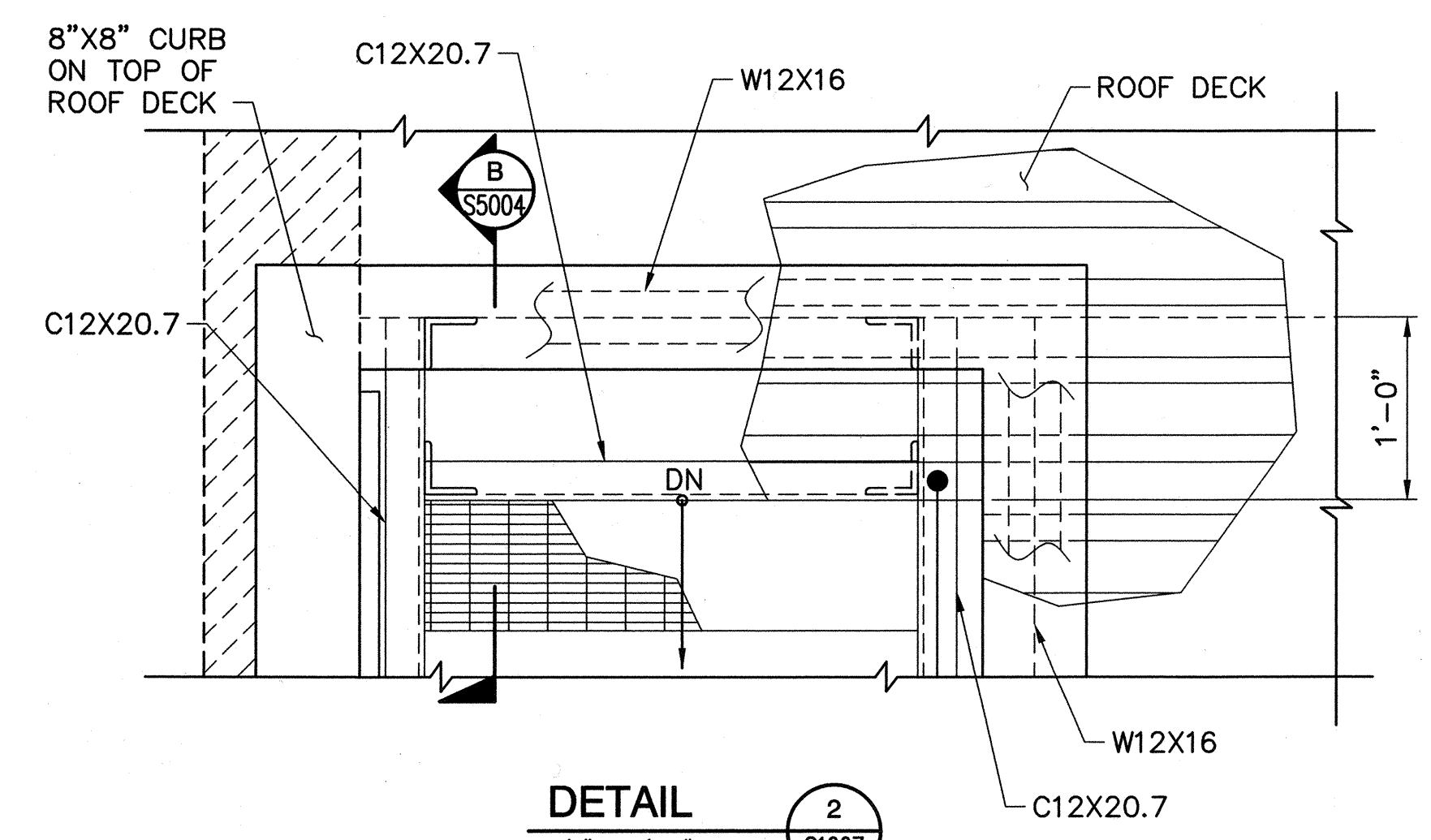


REPLACEMENT OF THE ELLIS AVENUE PUMP STATION
STAIRS SECTIONS AND DETAILS
SHEET 1

JOB NO. I-10
 CONTRACT NO. I-10B
 DRAWING NO. **S5003**
 50 OF 190

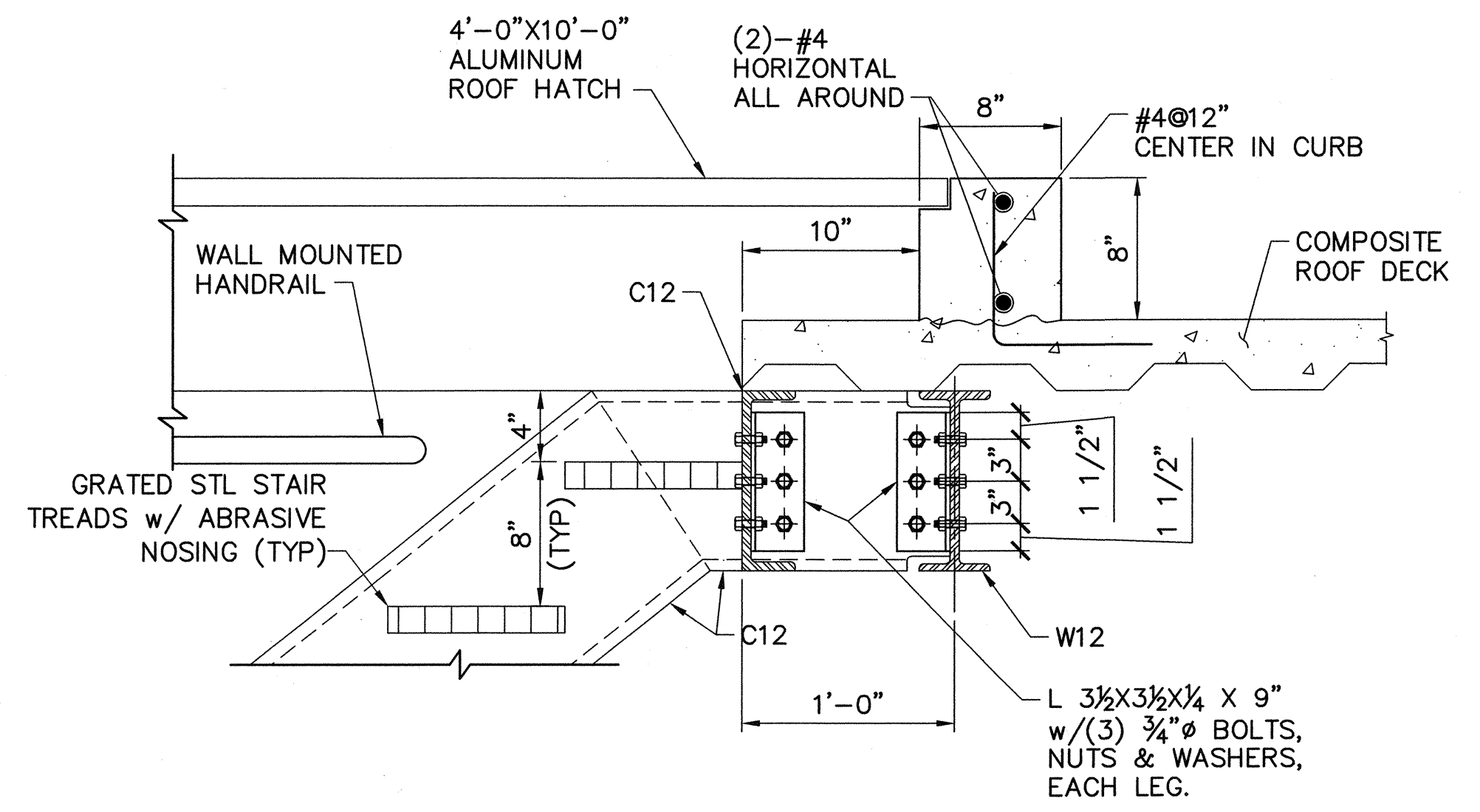


SECTION A
1" = 1'-0" S5004



DETAIL 2
1/4" = 1'-0" S1007

DETAIL 1
1/4" = 1'-0" S1006




SECTION B
1" = 1'-0" S5004

DWG: H:\pda\10102785\CAD\Struct\1-10B_S5004.dwg USER: CSTLEEA
 DATE: Aug 14, 2006 3:02pm AR:FSI-10B-06BDR 1-10B-S-DET02 1-10B-S-PLAN04

MARK	DESCRIPTION	DATE	APPR.

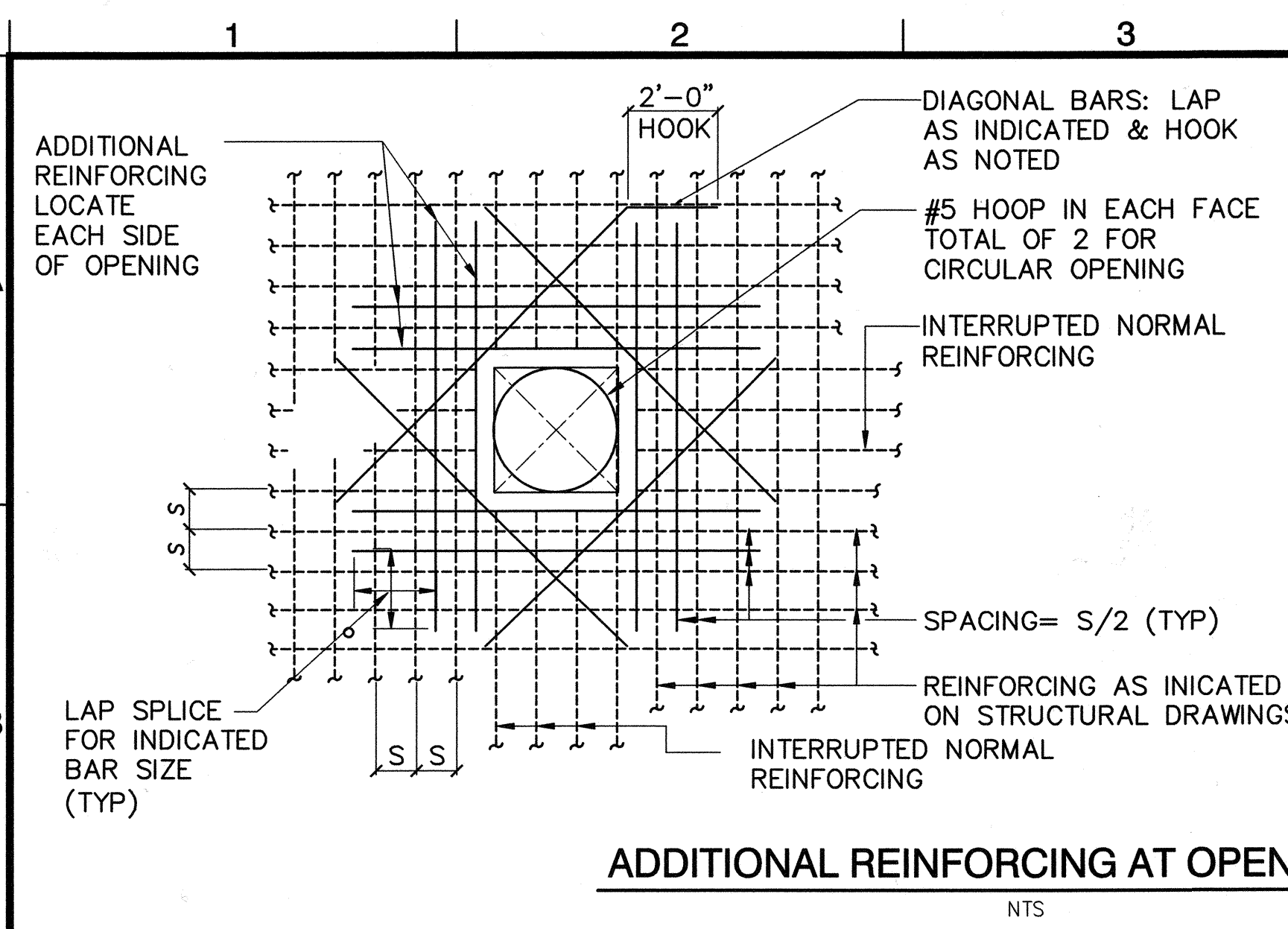
DESIGNED BY: Duose, Kwasi - 07/06
 DRAWN BY: Stelea, Ciprian - 07/06
 CHECKED BY: Sheikh, Salahuddin - 07/06
 LINE IS 2 INCHES AT FULL SIZE
 (IF NOT 2"-SCALE ACCORDINGLY)



**ORANGE COUNTY
SANITATION DISTRICT**

REPLACEMENT OF THE
ELLIS AVENUE PUMP STATION
**STAIR SECTIONS
AND DETAILS
SHEET 2**

JOB NO. 1-10
 CONTRACT NO. 1-10B
 DRAWING NO. **S5004**
 51 OF 190



ADDITIONAL REINFORCING AT OPENINGS

NTS

1
S5005

NOTES:

- NUMBER OF ADDITIONAL BARS EACH SIDE OF OPENING SHALL EQUAL 1/2 THE NUMBER OF INTERRUPTED BARS IN EACH LAYER OF REINFORCING.
- SIZE OF ADDITIONAL REINFORCING BARS TO EQUAL SIZE OF INTERRUPTED REINFORCING BARS.
- PROVIDE STANDARD HOOK ON BARS IF LAP LENGTH EXTENSION CANNOT BE OBTAINED OR AT JOINTS OR OTHER OBSTRUCTIONS. PLACE ADDITIONAL BARS IN SAME PLANES AS INTERRUPTED REINFORCING.
- UNLESS NOTED OTHERWISE, SIZE OF DIAGONAL BARS SHALL BE THE SIZE OF THE LARGEST NORMAL REINFORCING BAR CUT. LOCATE DIAGONAL IN EACH LAYER OF REINFORCING.
- PLACE DIAGONAL BARS INSIDE INDICATED REINFORCING.
- SPECIAL OPENING CONDITIONS SHALL BE AS INDICATED ON THE DRAWINGS OR AS DIRECTED BY THE ENGINEER.
- ALL REINFORCING TO CLEAR OPENING OR FLANGE COLLARS BY 2".

SIZE	LAP SPLICES FOR STRAIGHT BARS $f'c = 5,000$ psi	
	TOP BARS	OTHER BARS
4	29"	23"
5	36"	28"
6	44"	34"
7	63"	49"
8	72"	56"
9	81"	63"
10	92"	70"
11	102"	78"

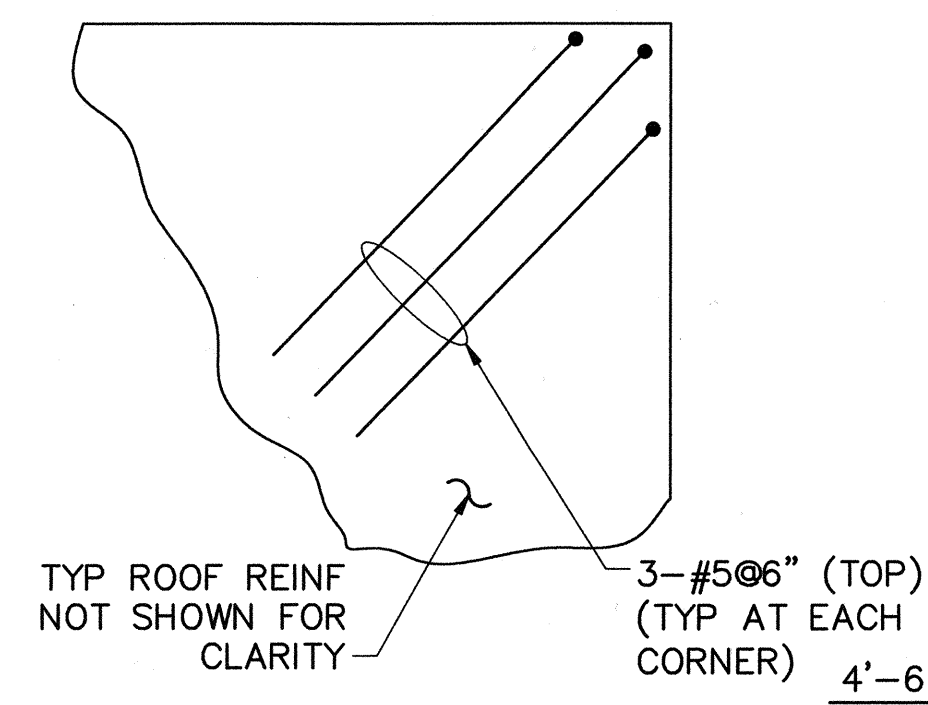
NOTES:

- TOP BAR IS THE BAR WITH MORE THAN 12" CONCRETE CAST IN ONE LIFT BENEATH IT.
- SPLICES IN HORIZONTAL BARS SHALL BE CLASS B TENSION LAP AND SHALL BE STAGGERED.
- UNLESS OTHERWISE DETAILED ON THE DRAWINGS, SPLICES IN TWO CURTAINS SHALL NOT OCCUR IN THE SAME LOCATION.

MINIMUM LAP REINFORCEMENT SCHEDULE

NTS

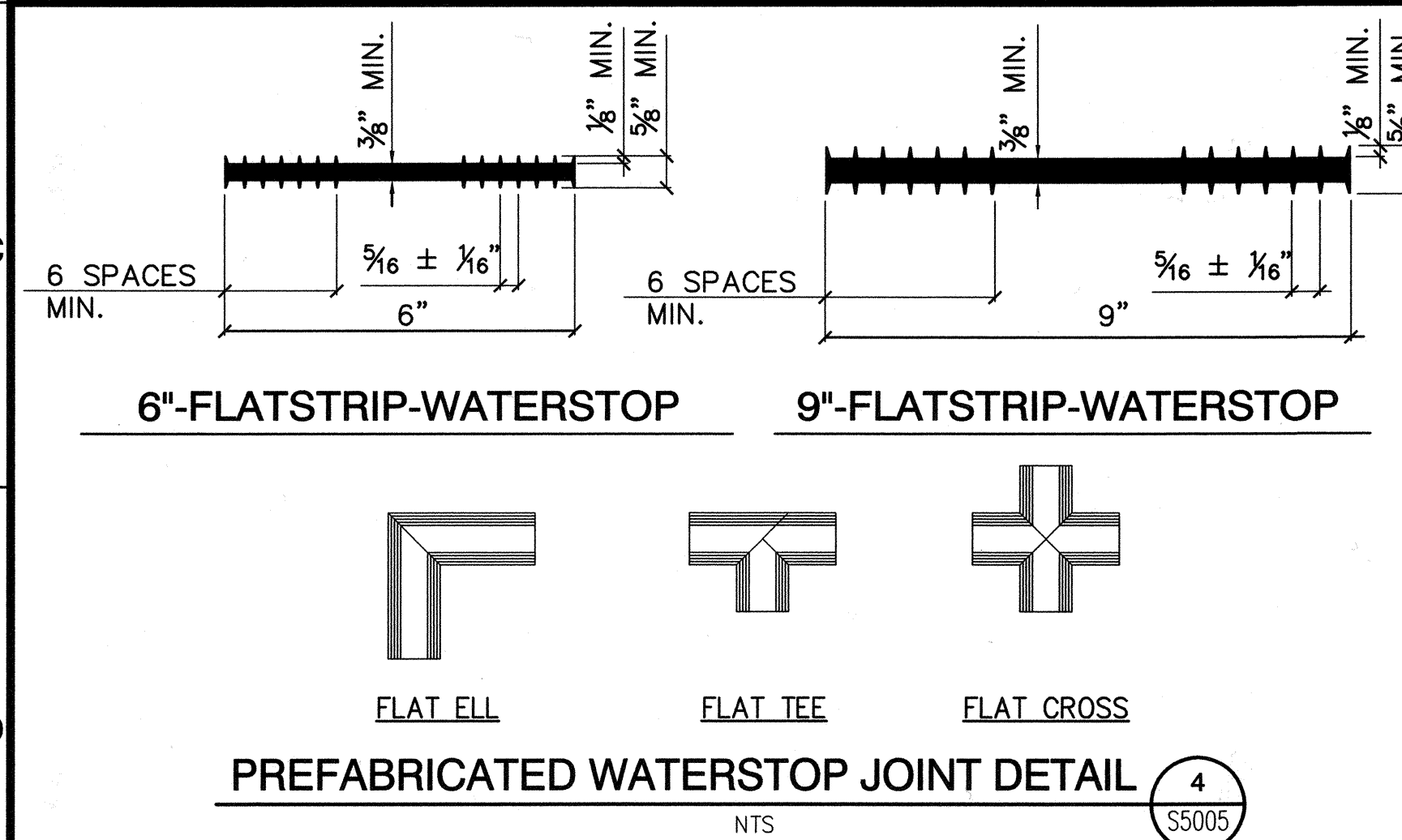
2
S5005



ADDITIONAL CORNER ROOF REINF

NTS

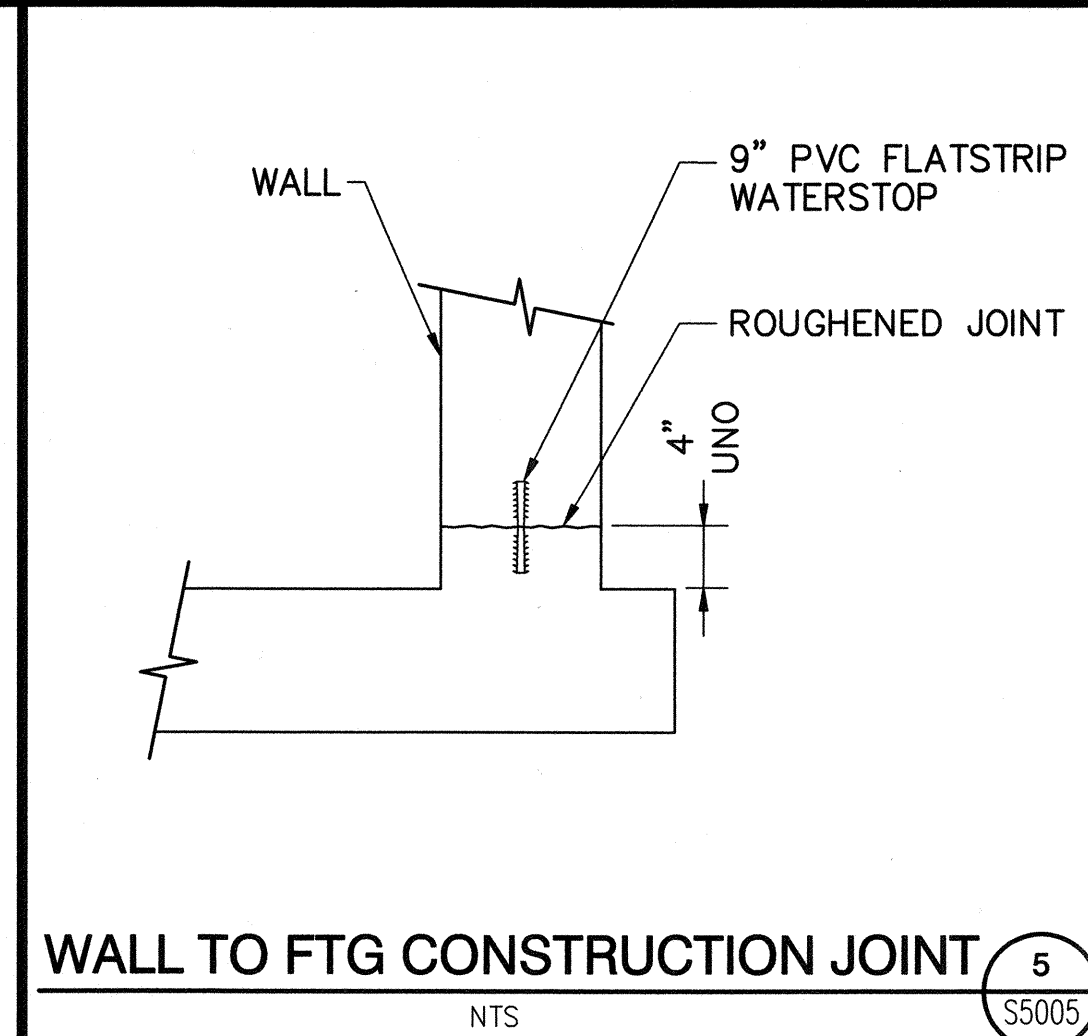
3
S5005



PREFABRICATED WATERSTOP JOINT DETAIL

NTS

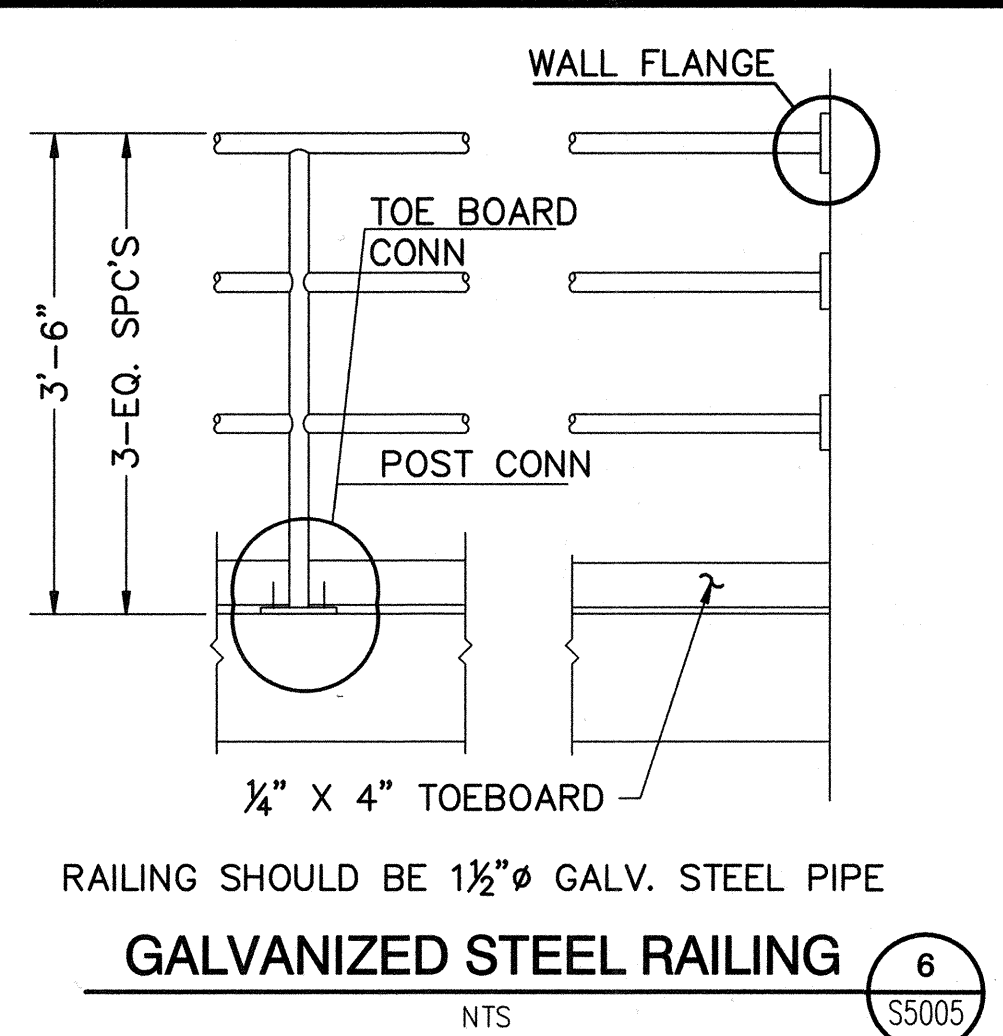
4
S5005



WALL TO FTG CONSTRUCTION JOINT

NTS

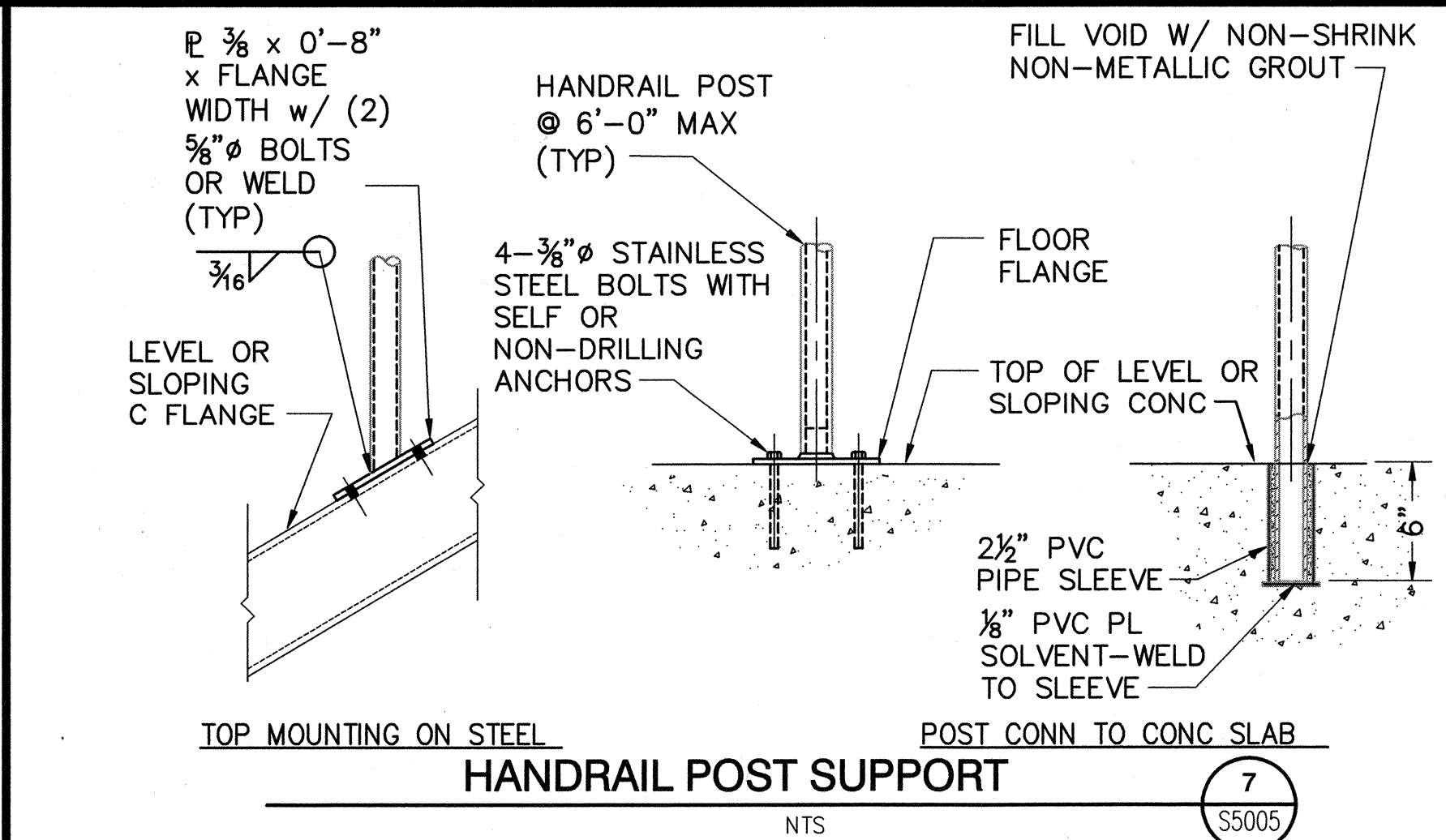
5
S5005



GALVANIZED STEEL RAILING

NTS

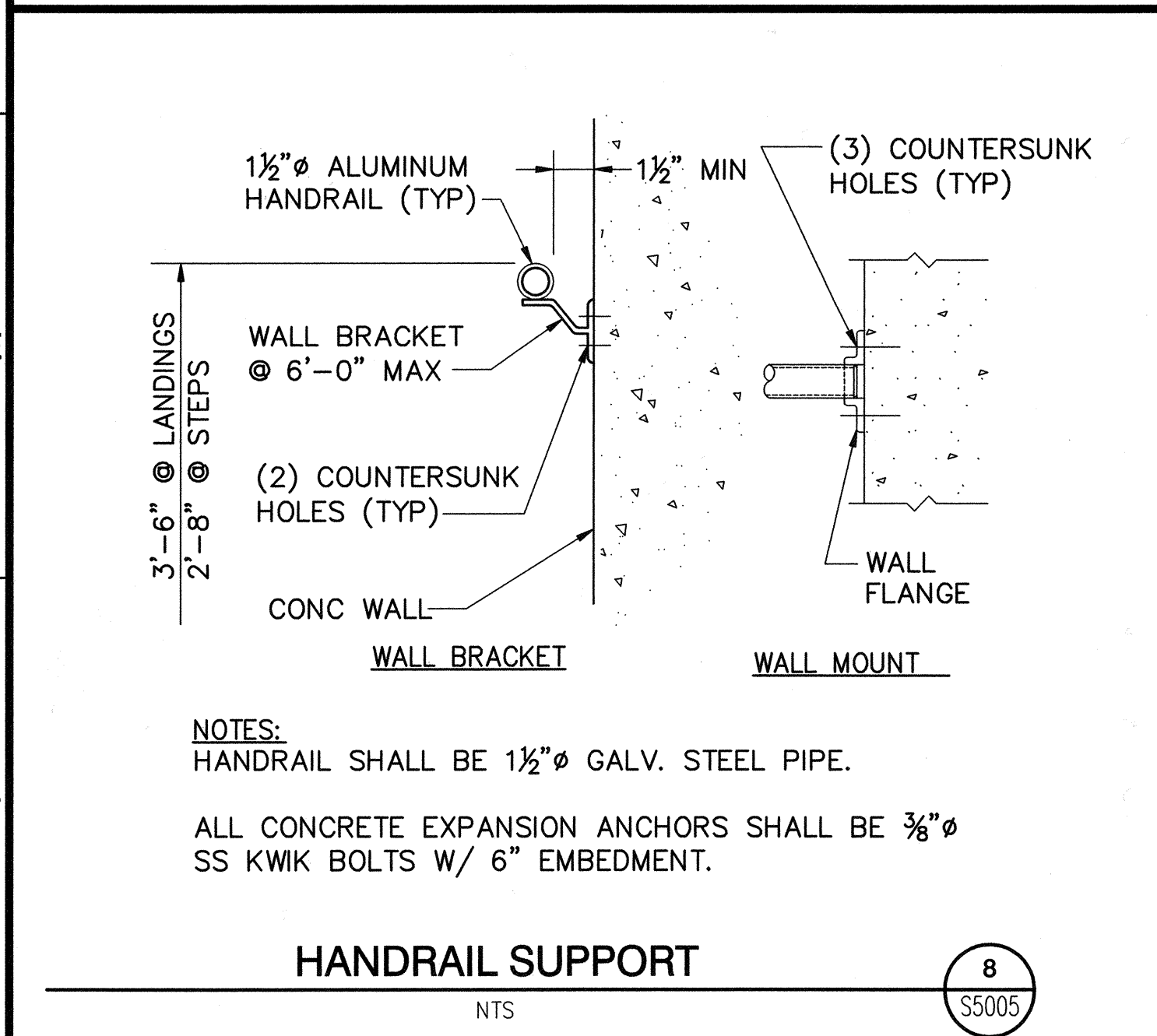
6
S5005



HANDRAIL POST SUPPORT

NTS

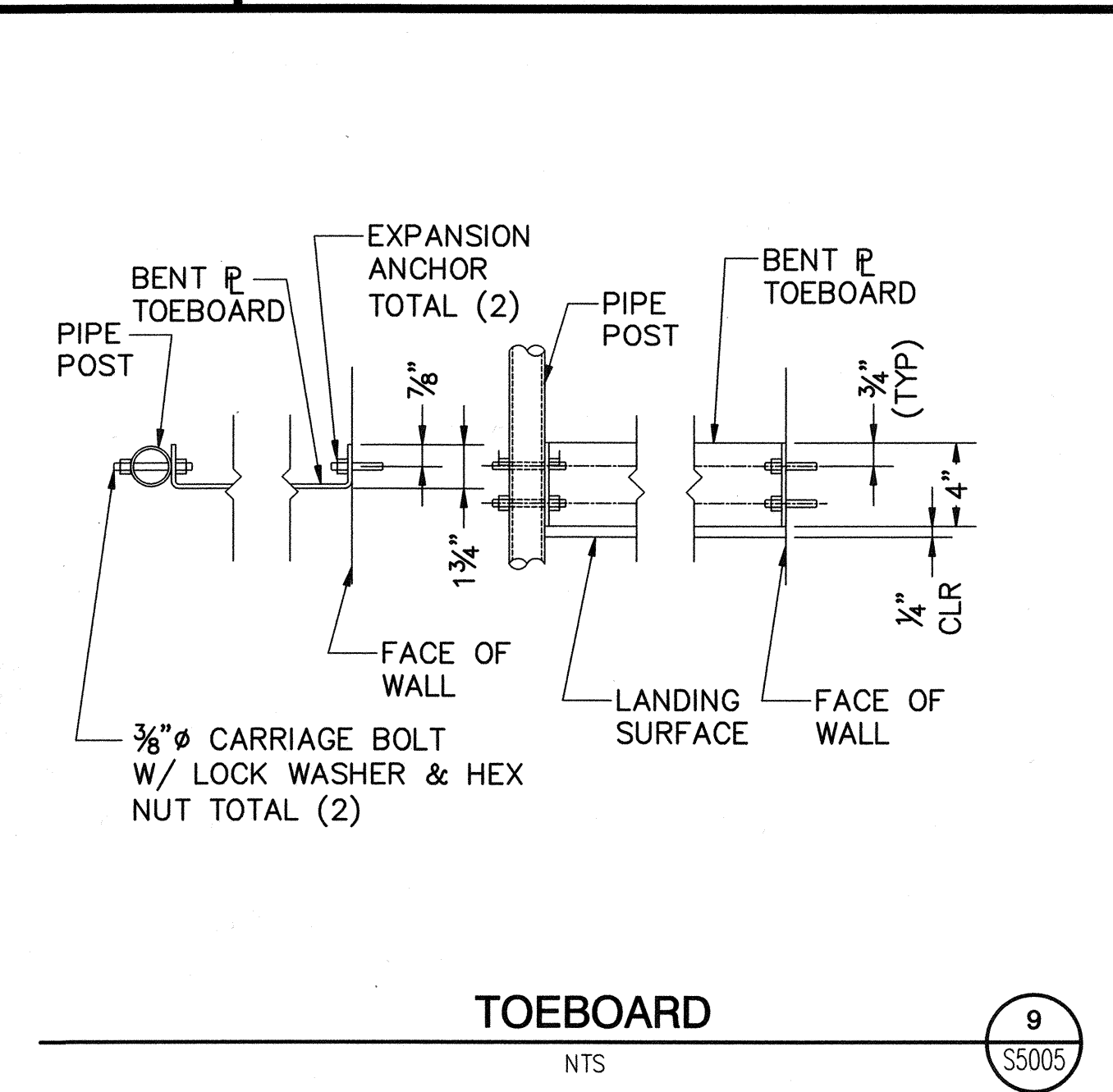
7
S5005



HANDRAIL SUPPORT

NTS

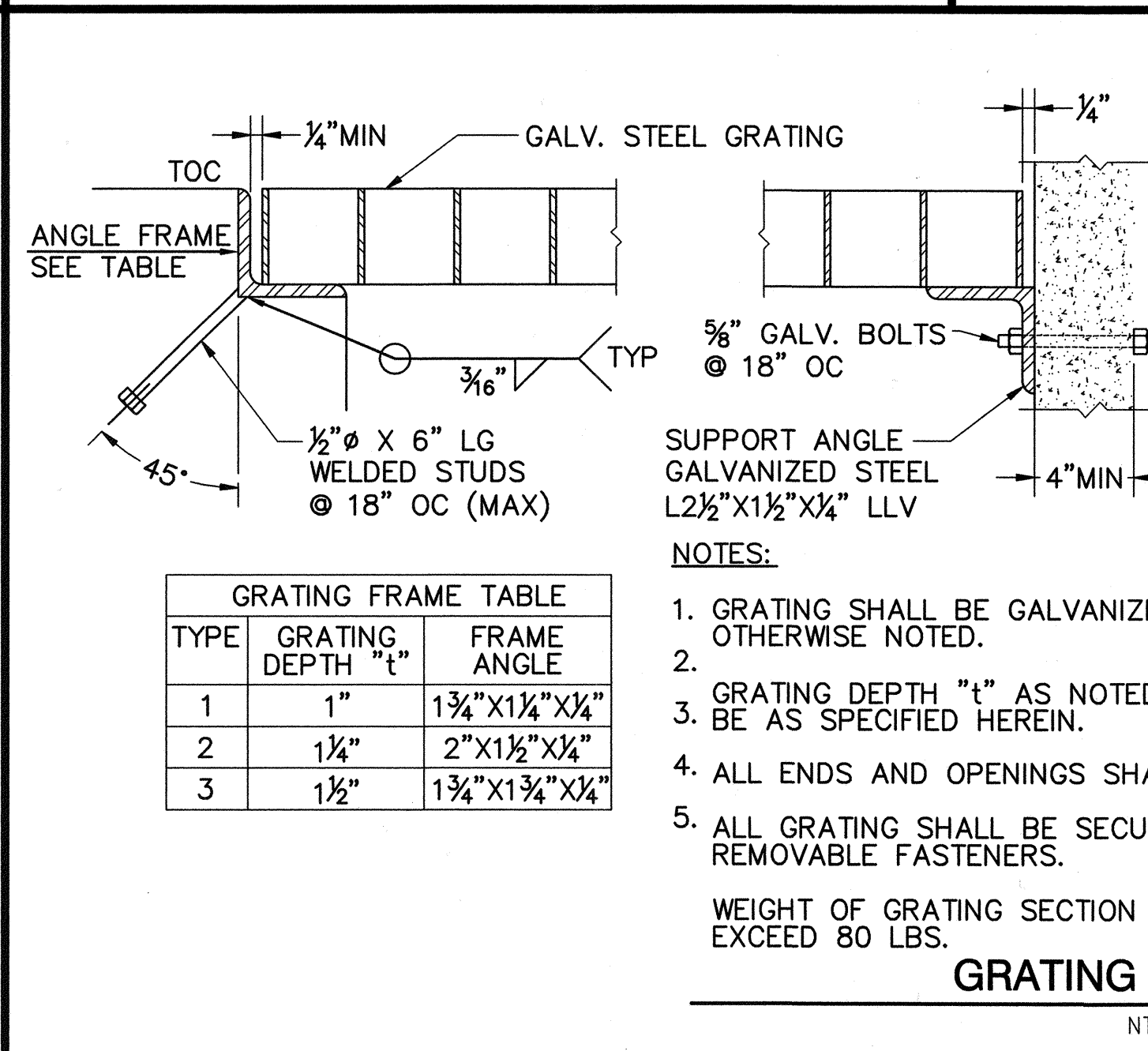
8
S5005



TOEBOARD

NTS

9
S5005



GRATING FRAME TABLE		
TYPE	GRATING DEPTH "t"	FRAME ANGLE
1	1"	1 3/4" X 1 1/4" X 1/4"
2	1 1/4"	2" X 1 1/2" X 1/4"
3	1 1/2"	1 3/4" X 1 3/4" X 1/4"

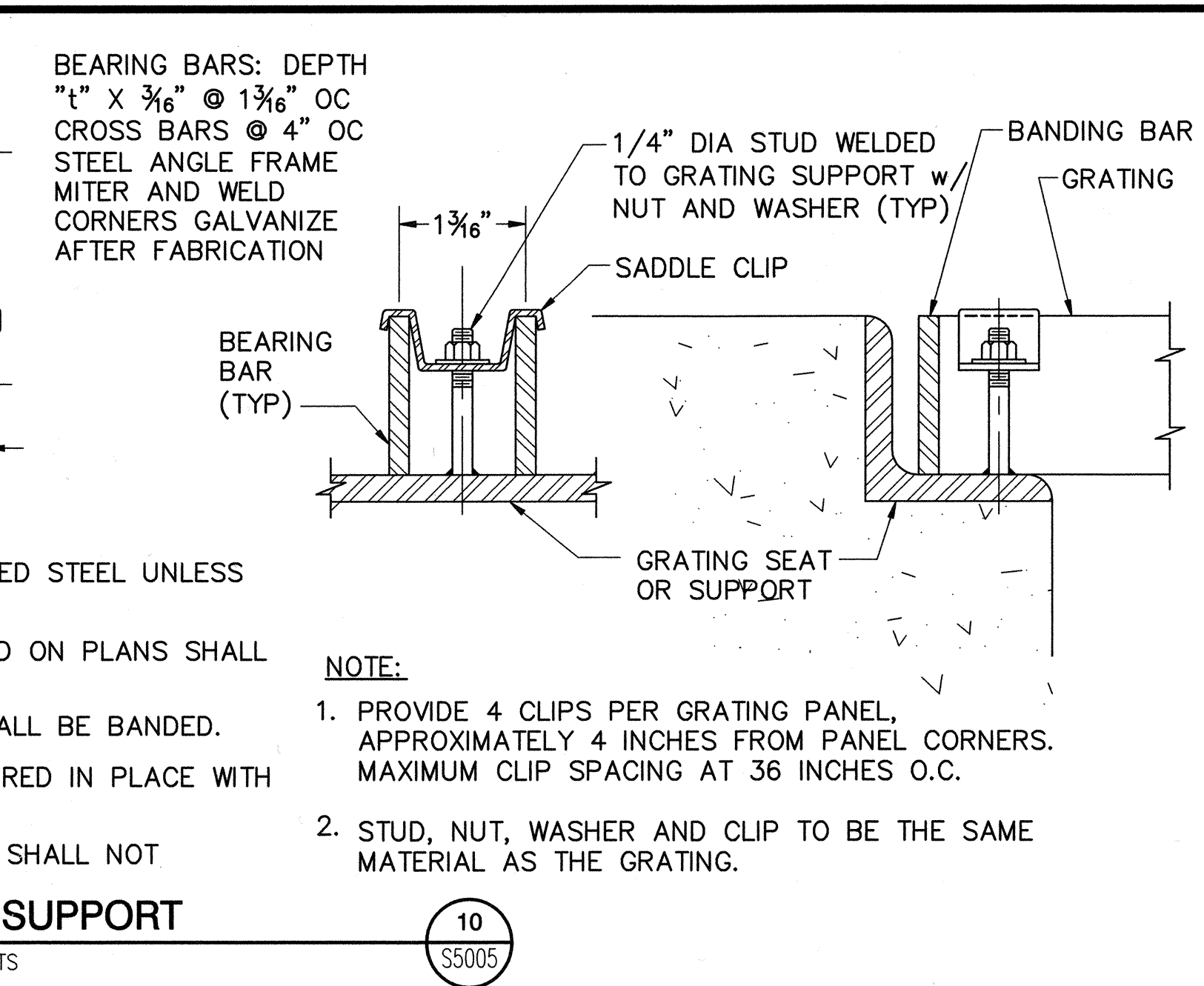
NOTES:

- GRATING SHALL BE GALVANIZED STEEL UNLESS OTHERWISE NOTED.
- GRATING DEPTH "t" AS NOTED ON PLANS SHALL BE AS SPECIFIED HEREIN.
- ALL ENDS AND OPENINGS SHALL BE BANDED.
- ALL GRATING SHALL BE SECURED IN PLACE WITH REMOVABLE FASTENERS.
- WEIGHT OF GRATING SECTION SHALL NOT EXCEED 80 LBS.

GRATING SUPPORT

NTS

10
S5005



REPLACEMENT OF THE
ELLIS AVENUE PUMP STATION
MISCELLANEOUS DETAILS
SHEET 1

JOB NO. I-10
CONTRACT NO. I-10B
DRAWING NO.



S5005

52 OF 190

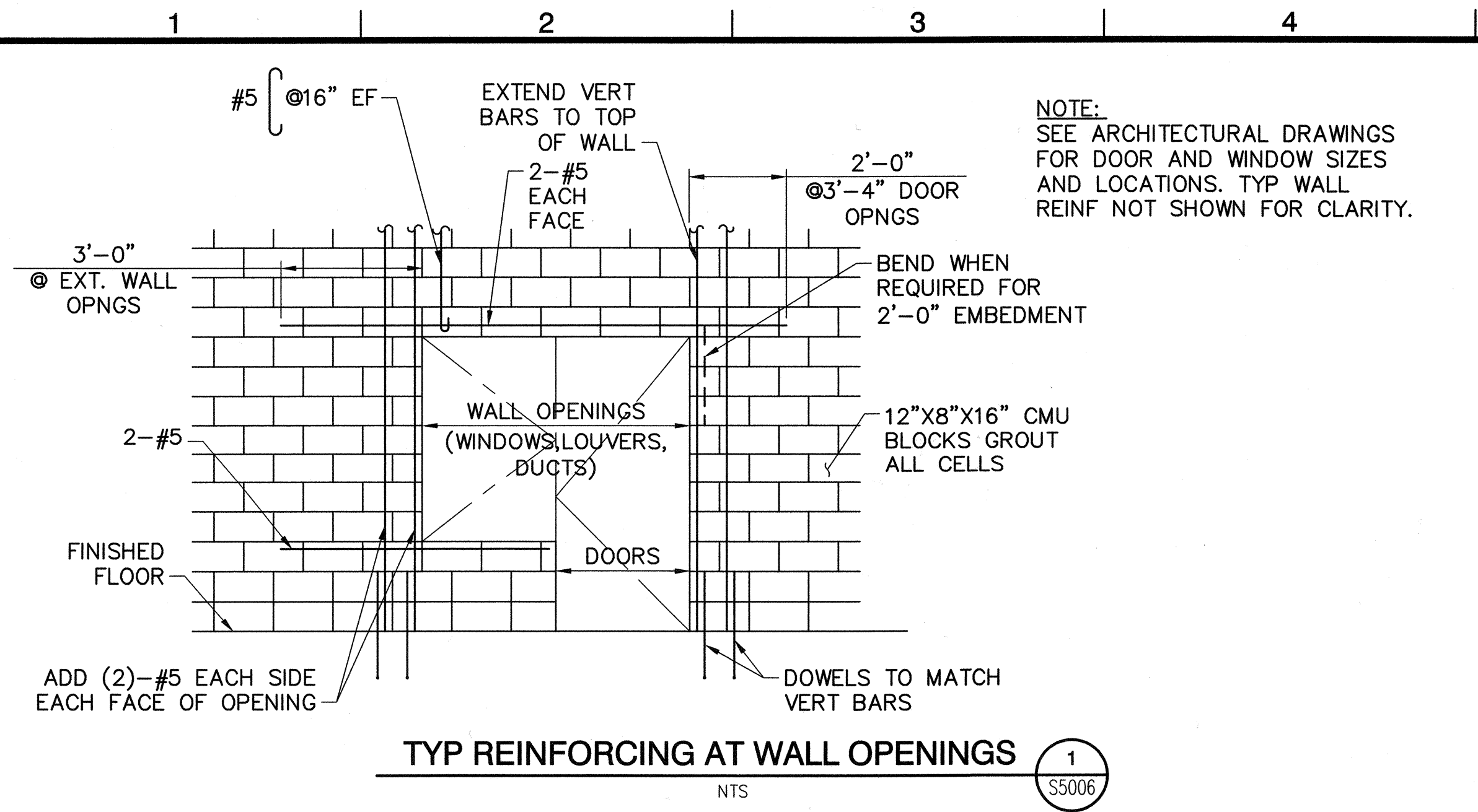
USER: CSTELEA
 DATE: Aug 14, 2006 5:04pm
 Dwg: H:\peter\10102785\CADD\Struct\1-10B_US-3\STRUCT\1-10B-S5005.dwg
 REF: 1-10B-00BDR

DESIGNED BY: Sheikh, Salahuddin - 07/06
 DRAWN BY: Stelea, Ciprian - 07/06
 CHECKED BY: Sheikh, Salahuddin - 07/06

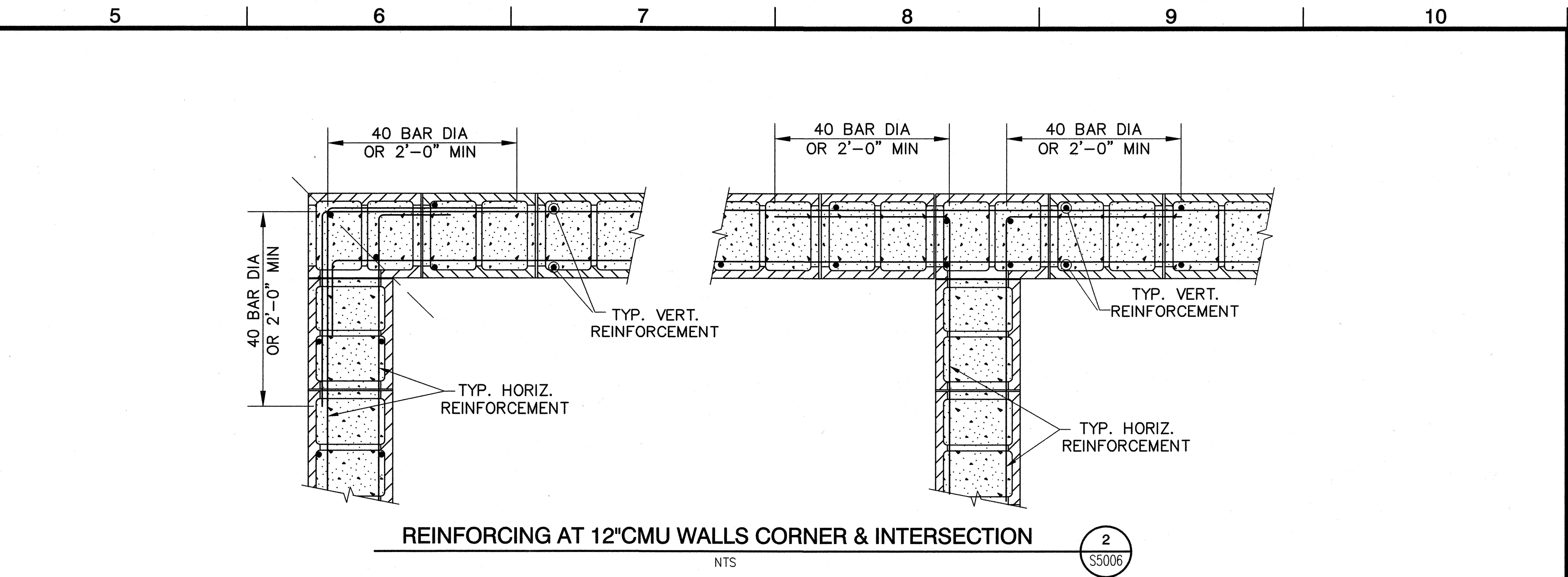
LINE IS 2 INCHES
 AT FULL SIZE
 (IF NOT 2"-SCALE ACCORDINGLY)



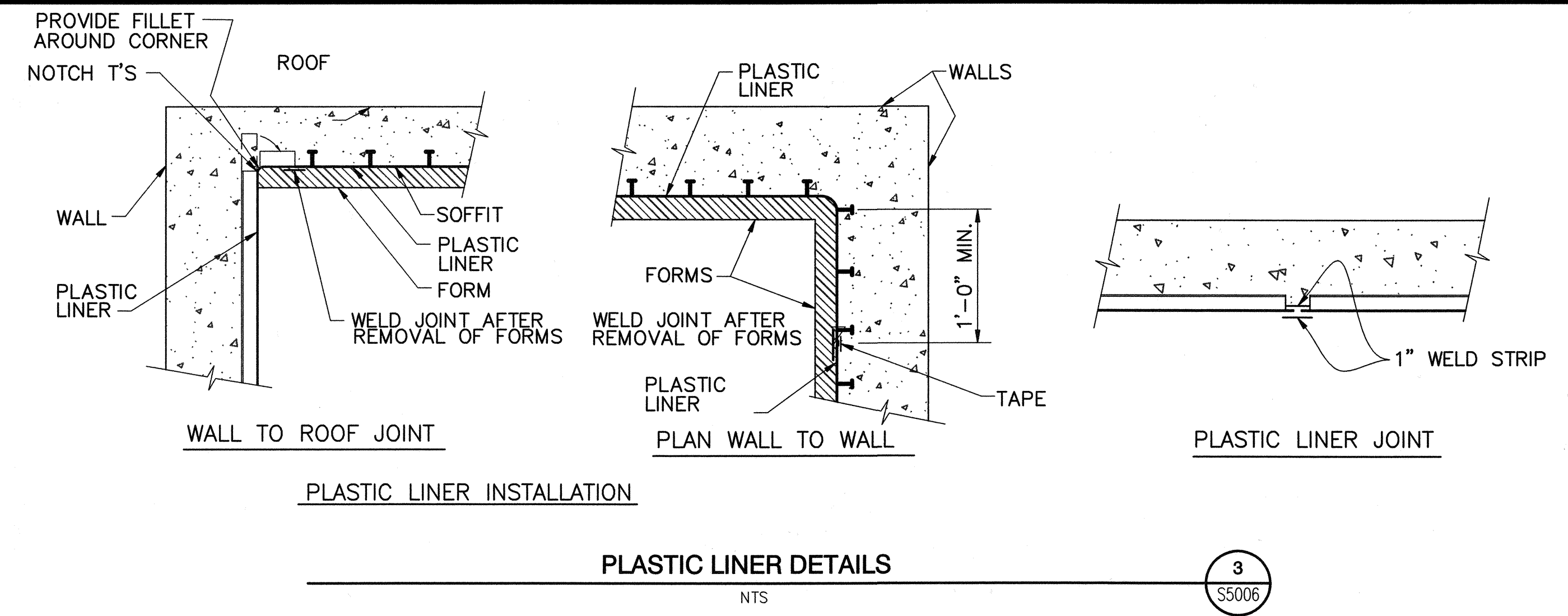
ORANGE COUNTY
 SANITATION DISTRICT



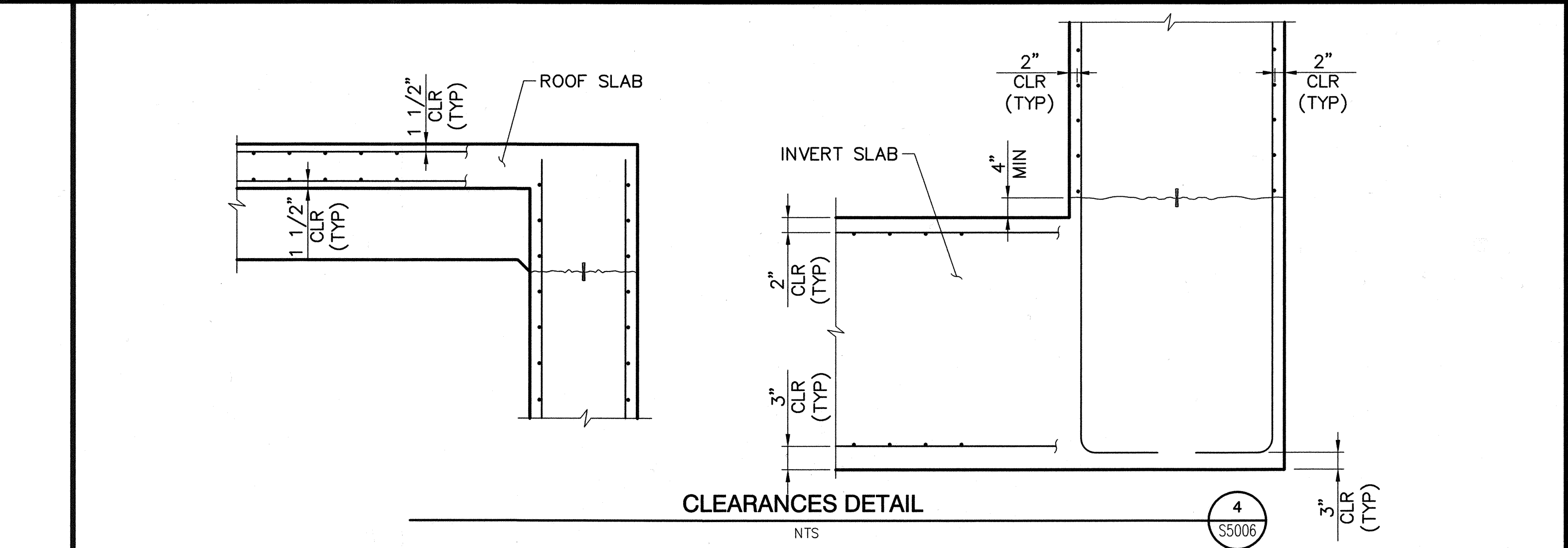
TYP REINFORCING AT WALL OPENINGS
NTS
1
S5006



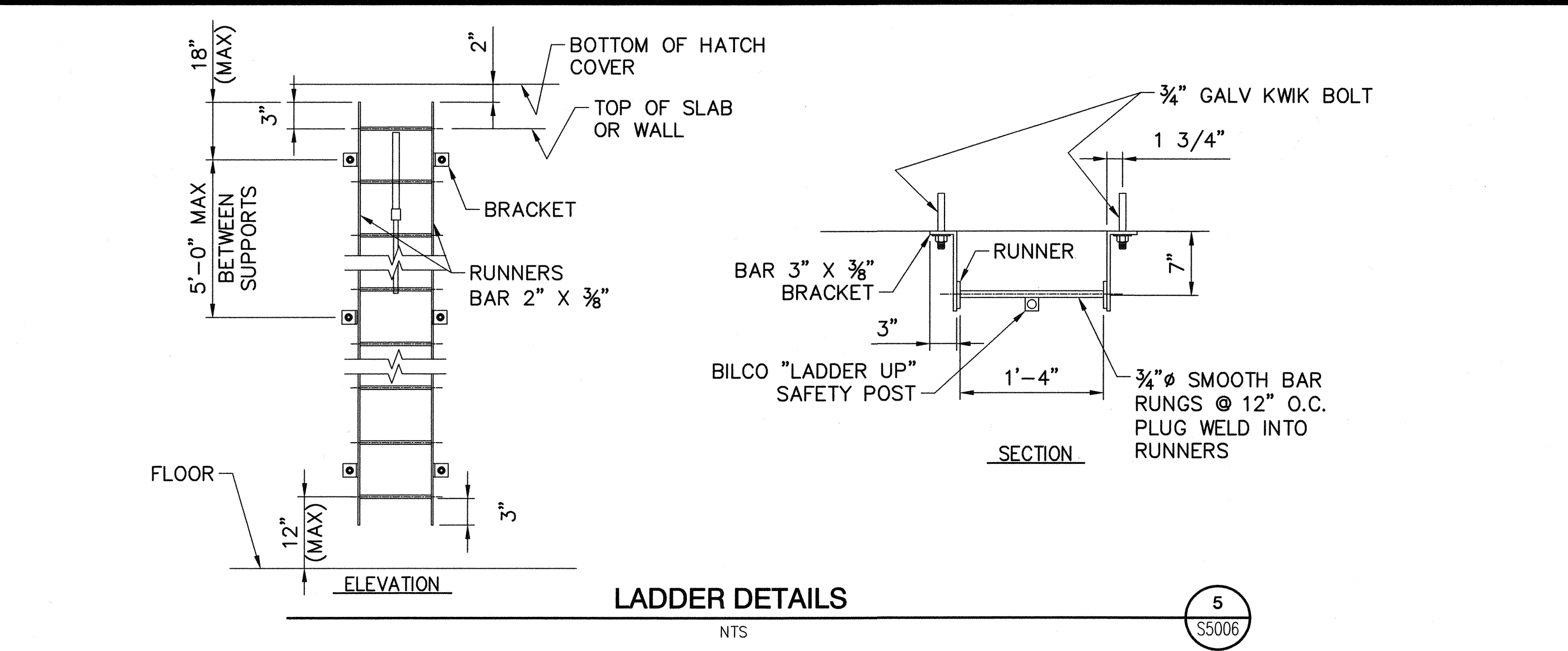
REINFORCING AT 12"CMU WALLS CORNER & INTERSECTION
NTS
2
S5006



PLASTIC LINER INSTALLATION
PLASTIC LINER DETAILS
NTS
3
S5006



CLEARANCES DETAIL
NTS
4
S5006

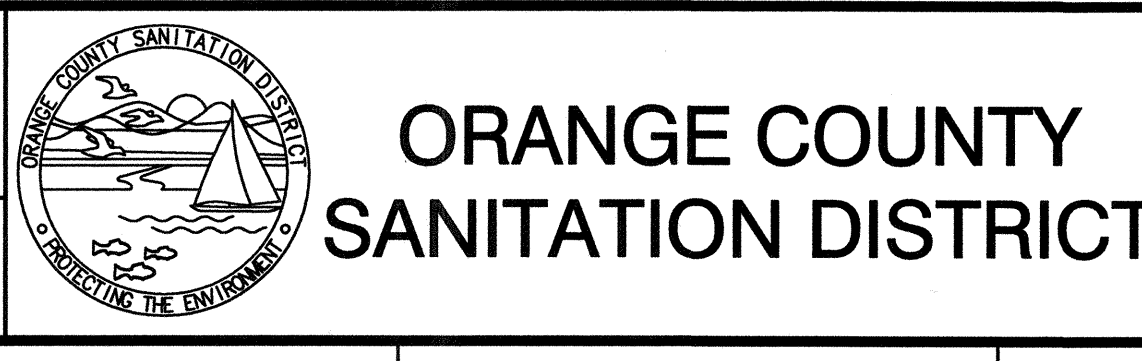



LADDER DETAILS
NTS
5
S5006

DWG: H:\pda\10102785 CAD\Struct\1-08_V05-3\STRUCT\1-08-S5006.dwg USER: CSTELEA
 DATE: Aug 14, 2006 3:02pm XREFS: 1-08-GBDR 1-08-S-DET03

MARK	DESCRIPTION	DATE	APPR.

DESIGNED BY: Sheikh, Salahuddin - 07/06
 DRAWN BY: Stelea, Ciprian - 07/06
 CHECKED BY: Sheikh, Salahuddin - 07/06
 LINE IS 2 INCHES AT FULL SIZE
 (IF NOT 2"-SCALE ACCORDINGLY)



REPLACEMENT OF THE ELLIS AVENUE PUMP STATION
 MISCELLANEOUS DETAILS SHEET 2
 S5006

JOB NO. I-10
 CONTRACT NO. I-10B
 DRAWING NO. S5006
 53 OF 190